

City of Falls Church Education Profile 2024

NOVA: Annandale Campus

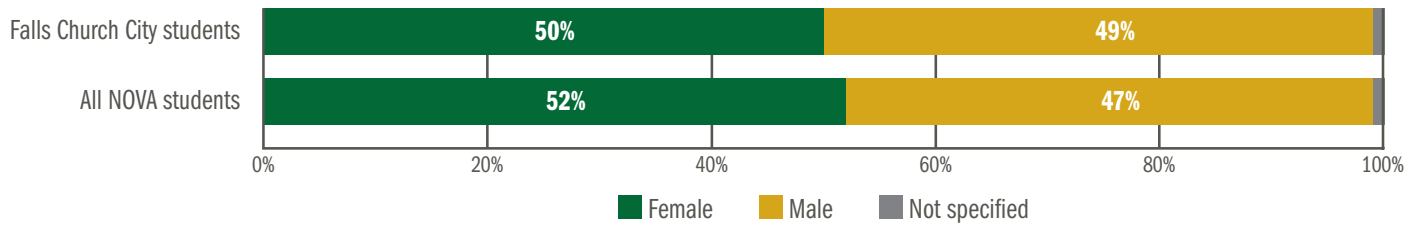
NOVA Offers:

Total for-credit programs (2024-25)	Associate's degrees	Certificates	Career studies certificates	Non-credit/workforce programs & courses (2023-24)
124	65	8	51	162

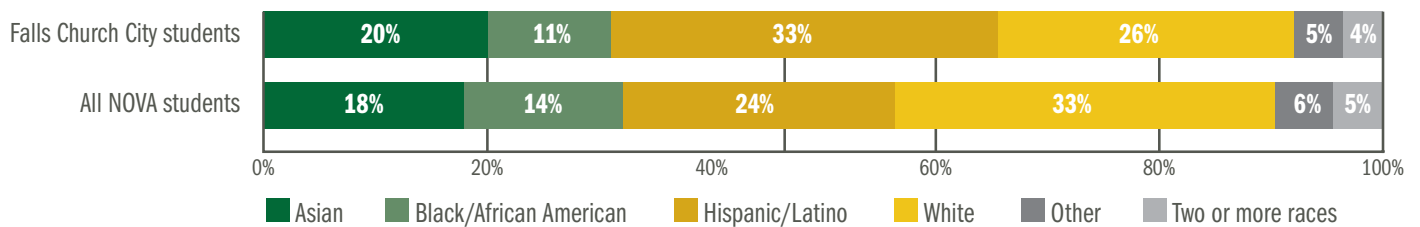
All data on this page is as of the 2023-24 academic year, unless otherwise specified. Some values may not sum to 100% due to rounding.

1,361 Total enrolled students	269 Dual enrolled students (total savings to parents and students: \$292K)	17 Total non-credit/workforce students
7.5% (NOVA region: 18.0%) of high school graduates enrolled at NOVA (Fall 2023)	94 Total NOVA graduates (2022-23 academic year)	

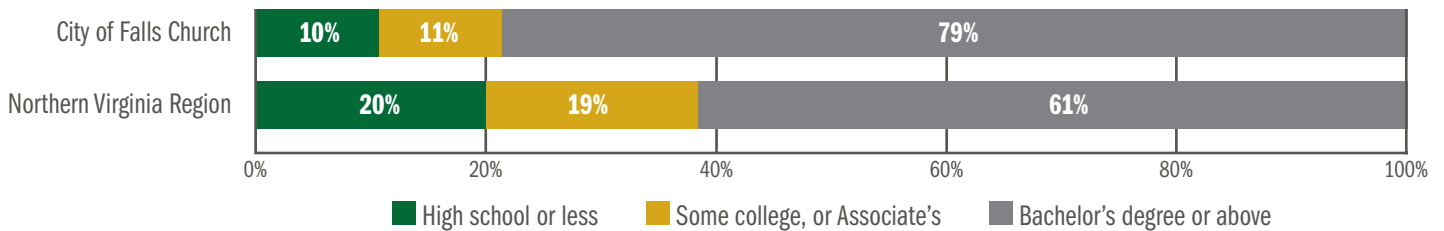
Gender of Enrolled Students (Credit Only)



Race/Ethnicity of Enrolled Students (Credit Only)



Educational Attainment of Population Aged 25 Years and Over (2022)



Sources: NOVA Office of Strategic Insights; NOVA Workforce; U.S. Census Bureau, 2018-2022 American Community Survey 5-Year Estimates.

City of Falls Church Workforce Profile 2024

NOVA: Annandale Campus

14,576

Total population (2022)

38.8

Median age (2022)

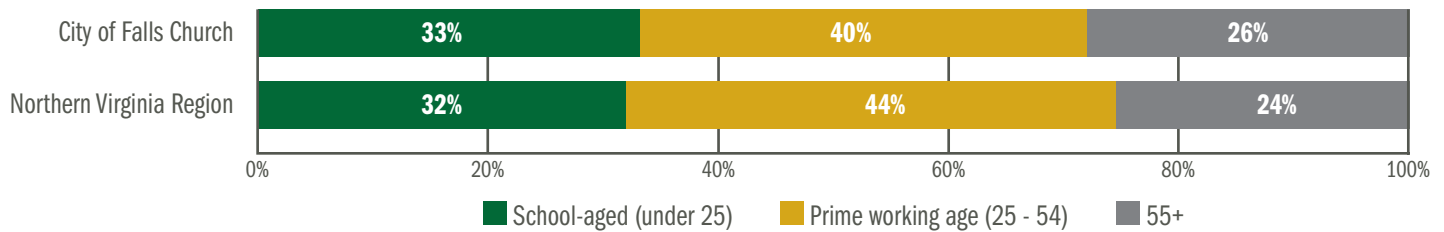
8,604

Total employed residents (2023)

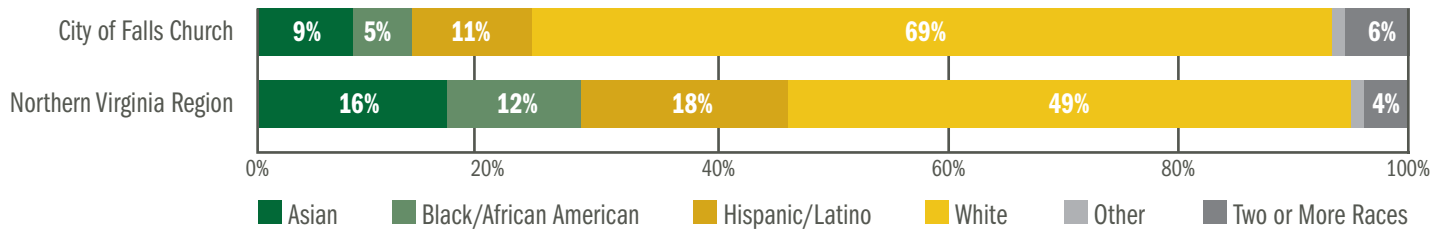
10

NOVA employee residents

Age of Population (2022)



Race/Ethnicity of Population (2022)



\$2.4 billion

Total GDP

\$165.8K

GDP per capita
(NOVA Region: \$114.8K)

\$165K

Median household income (2022)

	Workers commuting in	Residents commuting out	Residential workers
City of Falls Church	95% of employed	93% of residents	5% employed / 7% of residents
Northern Virginia Region	33% of employed	29% of residents	67% employed / 72% of residents

2.3%

Unemployment rate (2023 average)
(NOVA Region: 2.5%)

5,060

Total job postings (2023)

65

Number of employers supported
by NOVA Career Services team

Top 5 Employers by Total Job Postings (2023)

Employer	Total Postings (2023)
Inova Health System	657
General Dynamics	143
Amentum	116
Northrop Grumman	73
Leidos	73

Top 5 Concentrated Industries (2023)

Federal government, civilian
Other schools and instruction
Federal government, military
Home health care services
Automobile dealers

Sources: NOVA Department of Human Resources; NOVA Career Services; U.S. Census Bureau, 2018-2022 American Community Survey 5-Year Estimates; U.S. Census Bureau, LEHD Origin-Destination Employment Statistics, 2021; U.S. Bureau of Labor Statistics, Local Area Unemployment Statistics; Lightcast Analyst (2024.3 release).