

City of Alexandria Education Profile 2024

NOVA: Alexandria Campus

**NOVA
Offers:**

Total for-credit programs
(2024-25)

124

Associate's
degrees

65

Certificates

8

Career studies
certificates

51

Non-credit/workforce
programs & courses (2023-24)

162

All data on this page is as of the 2023-24 academic year, unless otherwise specified.
Some values may not sum to 100% due to rounding.

4,791

Total enrolled students

965

Dual enrolled students (total savings
to parents and students: \$1.14M)

326

Total non-credit/workforce students

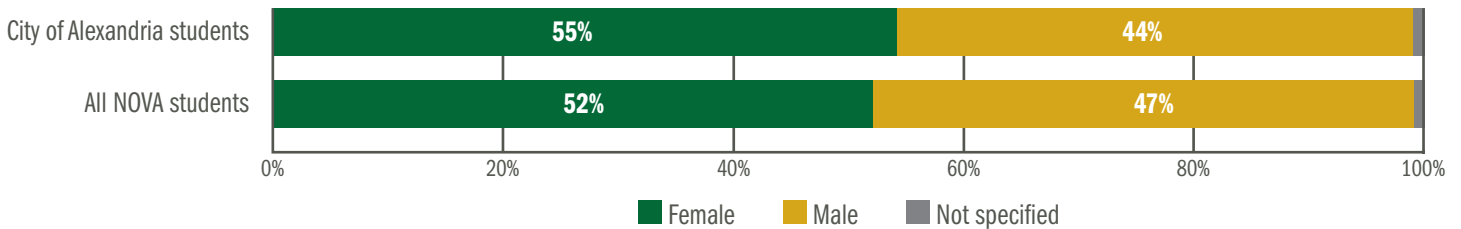
17.0% (NOVA region: 18.0%)

of high school graduates enrolled at NOVA (Fall 2023)

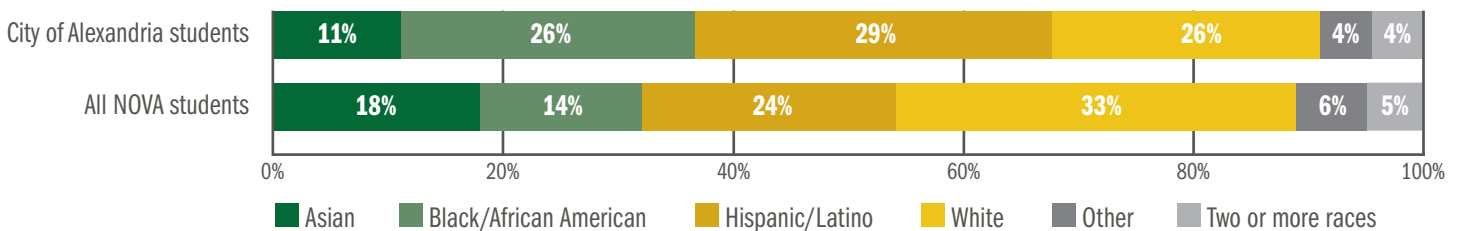
404

Total NOVA graduates (2022-23 academic year)

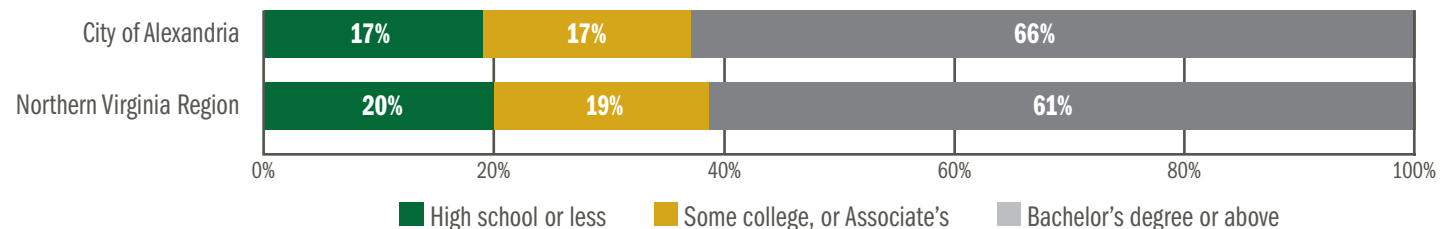
Gender of Enrolled Students (Credit Only)



Race/Ethnicity of Enrolled Students (Credit Only)



Educational Attainment of Population Aged 25 Years and Over (2022)



Sources: NOVA Office of Strategic Insights; NOVA Workforce; U.S. Census Bureau, 2018-2022 American Community Survey 5-Year Estimates.

City of Alexandria

Workforce Profile 2024

NOVA: Alexandria Campus

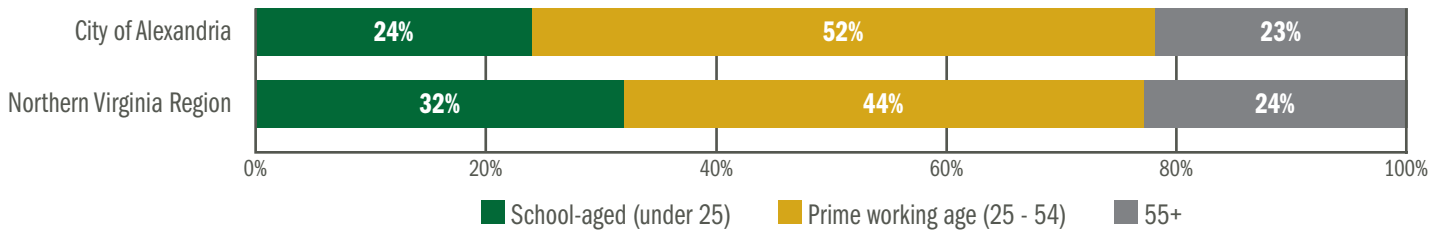
157,594
Total population (2022)

37.4
Median age (2022)

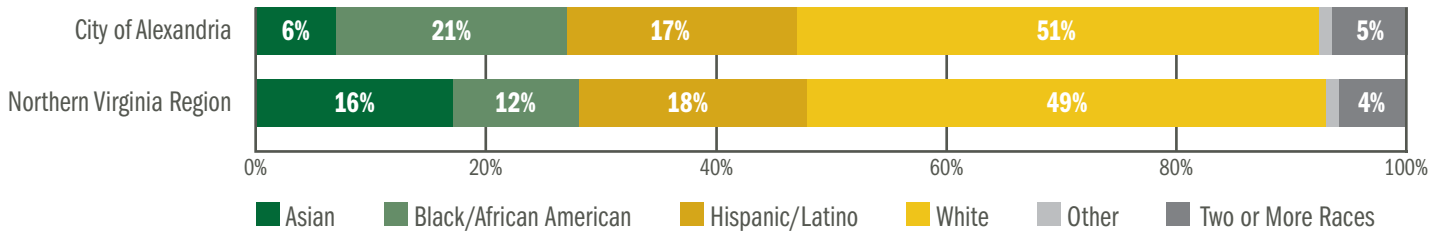
101,169
Total employed residents (2023)

162
NOVA employee residents

Age of Population (2022)



Race/Ethnicity of Population (2022)



\$16.2 billion
Total GDP

\$102.5K
GDP per capita
(NOVA Region: \$114.8K)

\$113K
Median household income (2022)

	Workers commuting in	Residents commuting out	Residential workers
City of Alexandria	87% of employed	85% of residents	13% employed / 15% of residents
Northern Virginia Region	33% of employed	29% of residents	67% employed / 72% of residents

2.3%
Unemployment rate (2023 average)
(NOVA Region: 2.5%)

23,302
Total job postings (2023)

379
Number of employers supported
by NOVA Career Services team

Top 5 Employers by Total Job Postings (2023)

Employer	Total Postings (2023)
Inova Health System	738
Leidos	470
Alexandria City Public Schools	343
City of Alexandria	246
Deloitte	234

Top 5 Concentrated Industries (2023)

Business/professional/labor/political organizations
Federal government, civilian
Private households
Management, scientific, and technical consulting
Architectural, engineering, and related services

Sources: NOVA Department of Human Resources; NOVA Career Services; U.S. Census Bureau, 2018-2022 American Community Survey 5-Year Estimates; U.S. Census Bureau, LEHD Origin-Destination Employment Statistics, 2021; U.S. Bureau of Labor Statistics, Local Area Unemployment Statistics; Lightcast Analyst (2024.3 release).