

# Arlington County Education Profile 2024

NOVA's Alexandria Campus

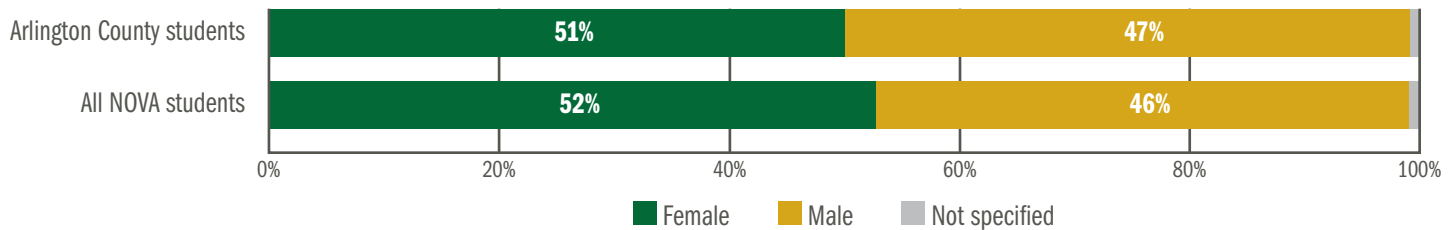
## NOVA Offers:

Total for-credit programs (2024-25)	Associate's degrees	Certificates	Career studies certificates	Non-credit/workforce programs & courses (2023-24)
124	65	8	51	162

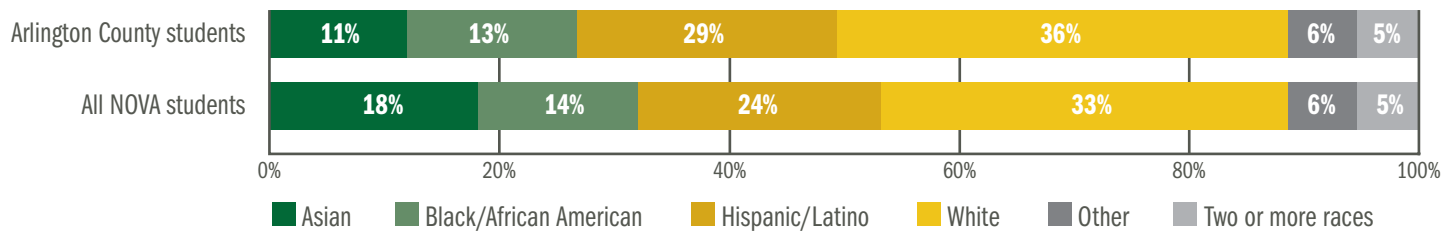
All data on this page is as of the 2023-24 academic year, unless otherwise specified. Some values may not sum to 100% due to rounding.

<b>3,992</b> Total enrolled students	<b>1,216</b> Dual enrolled students (total savings to parents and students: \$1.63M)	<b>181</b> Total non-credit/workforce students
<b>11.8%</b> (NOVA region: 18.0%) of high school graduates enrolled at NOVA (Fall 2023)	<b>280</b> Total NOVA graduates (2022-23 academic year)	

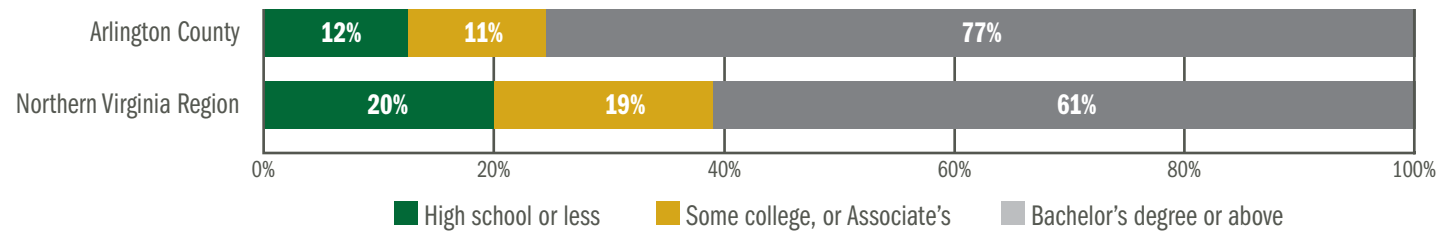
## Gender of Enrolled Students (Credit Only)



## Race/Ethnicity of Enrolled Students (Credit Only)



## Educational Attainment of Population Aged 25 Years and Over (2022)



Sources: NOVA Office of Strategic Insights; NOVA Workforce; U.S. Census Bureau, 2018-2022 American Community Survey 5-Year Estimates.

# Arlington County

## Workforce Profile 2024

NOVA's Alexandria Campus

**235,845**

Total Population (2022)

**35.3**

Median age (2022)

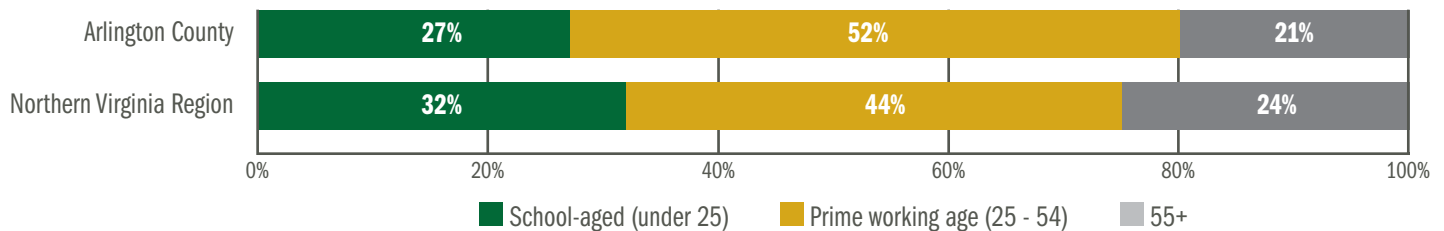
**157,923**

Total employed residents (2023)

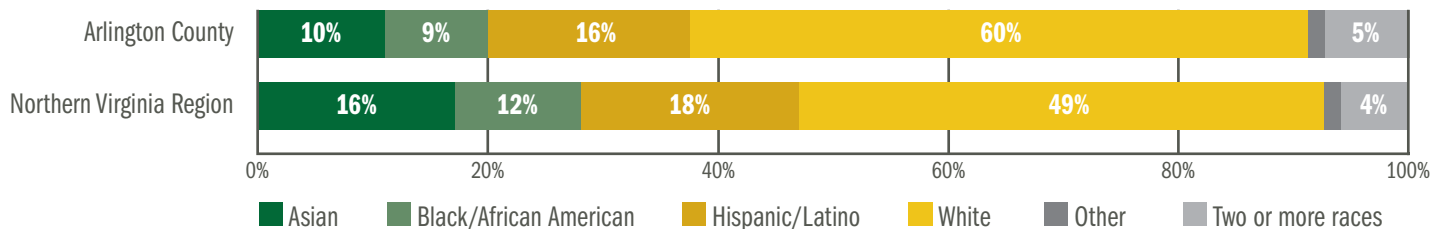
**140**

NOVA employee residents

### Age of Population (2022)



### Race/Ethnicity of Population (2022)



**\$49.5 billion**

Total GDP

**\$209.8K**

GDP per capita  
(NOVA Region: \$114.8K)

**\$137K**

Median household income (2022)

	Workers commuting in	Residents commuting out	Residential workers
<b>Arlington County</b>	86% of employed	81% of residents	14% employed / 20% of residents
<b>Northern Virginia Region</b>	33% of employed	29% of residents	67% employed / 72% of residents

**2.1%**

Unemployment rate (2023 average)  
(NOVA Region: 2.5%)

**63,661**

Total job postings (2023)

**342**

Number of employers supported  
by NOVA Career Services team

### Top 5 Employers by Total Job Postings (2023)

Employer	Total Postings (2023)
Amazon	1,715
Booz Allen Hamilton	1,330
Deloitte	1,320
Accenture	1,315
Virginia Hospital Center	954

### Top 5 Concentrated Industries (2023)

Scheduled air transportation
Activities related to credit intermediation
Business/professional/labor/political organizations
Federal government, civilian
Management, scientific, and technical consulting

Sources: NOVA Department of Human Resources; NOVA Career Services; U.S. Census Bureau, 2018-2022 American Community Survey 5-Year Estimates; U.S. Census Bureau, LEHD Origin-Destination Employment Statistics, 2021; U.S. Bureau of Labor Statistics, Local Area Unemployment Statistics; Lightcast Analyst (2024.3 release).

**NOVA**

Northern Virginia  
Community College

Labor Market Intelligence – Office of Strategic Insights  
www.nvcc.edu/lmi | novalmi@nvcc.edu