

# Transfer Trends and Patterns Series Report: 2019-20 through 2021-22



Research Report No. 06-24

Office of Strategic Insights  
MAY 2024

**NORTHERN VIRGINIA COMMUNITY COLLEGE**

**OFFICE OF STRATEGIC INSIGHTS**

The purpose of the Office of Strategic Insights is to conduct analytical studies and provide information in support of institutional planning, policy formulation, and decision making. In addition, the office provides leadership and support in research-related activities to members of the NOVA community who are engaged in planning and evaluating the institution's success in accomplishing its mission.

## **Table of Contents**

Introduction .....	1
Executive Summary .....	2
Section A. Transfer Trends .....	3
Section B: Top Transfer Institutions .....	10
Conclusion .....	13
Appendix A .....	14
Appendix B .....	29

## **List of Tables**

Table 1. Top States Where NOVA Students Transferred: 2019-20 through 2021-22 .....	4
Table 2. Transfers to Four-Year Institutions by NOVA Graduation Status: 2019-20 through 2021-22.....	6
Table 3. Transfers to Four-Year Institutions by NOVA Award: 2019-20 through 2021-22.....	7
Table 4. Top NOVA Awards Earned Prior to Transfer to Four-Year Institutions: 2021-22.....	8
Table 5. Transfers to Four-Year Institutions by NOVA Pathway: 2019-20 through 2021-22 .....	9

## **List of Figures**

Figure 1. Transfers to Four-Year Institutions: 2019-20 through 2021-22 .....	3
Figure 2. Transfers to Four-Year Institutions in Virginia: 2019-20 through 2021-22.....	3
Figure 3. Frequency of Transfers to Four-Year Institutions: 2021-22.....	4
Figure 4. Transfers to Four-Year Institutions in Virginia by Minority Status and Gender: 2019-20 through 2021-22.....	5
Figure 5. Transfers to Four-Year Institutions by NOVA Graduation Status: 2019-20 through 2021-22.....	6
Figure 6. Transfers to Four-Year Institutions by NOVA Award: 2019-20 through 2021-22.....	7
Figure 7. Top Public Transfer Institutions: 2019-20 through 2021-22 .....	10
Figure 8. Top Private, Nonprofit Transfer Institutions: 2019-20 through 2021-22.....	11

## **Appendix Data Tables**

Table A1. Number of NOVA Students Transferring into Public Four-Year Institutions: 2019-20 through 2021-22.....	14
Table B1. Number of NOVA Students Transferring into Private Four-Year Institutions: 2019-20 through 2021-22.....	29

## Introduction

Northern Virginia Community College (NOVA) uses a variety of measures to evaluate student achievement and success. NOVA is committed to the values of access, opportunity, student success, and excellence. In particular, the College aims to provide students access to high-quality, postsecondary education in the Northern Virginia region, as well as to promote success by preparing students to graduate, transfer or enter the workforce with the highest level of educational and labor market skills.

NOVA demonstrates its commitment to the values of student access and success through well-established processes in place to evaluate and improve student achievement. In particular, NOVA measures eight criteria as reported to the Southern Association of Colleges and Schools Commission on Colleges (SACSCOC): 1) College Readiness; 2) Enrollment; 3) Course Success; 4) Retention; 5) Graduation; 6) Transfer; 7) Employment; and 8) Licensing Exams.

This report provides critical updates to an earlier report series examining students transferring out of NOVA. This updated report shows trends in transfer rates over time (Section A) and looks at the most popular transfer institutions for NOVA students (Section B).

Transfer figures are based on data from both the State Council of Higher Education for Virginia (SCHEV) and the National Student Clearinghouse (NSC), as provided by Virginia's Community Colleges (VCCS).

**This report indicates that the number of NOVA students who transfer has increased in recent years. The proportion of transferring students who identify as ethnic or racial minorities has also increased, and the number of NOVA students who transfer with an award (degree or certificate) has increased.** The report is intended to assist NOVA administrators, faculty, staff, and other stakeholders in helping the College to optimize its curricula and programs to benefit students as they navigate from NOVA to their transfer institutions and beyond.

## Executive Summary

### Section A. Transfer Trends

- Over 14,000 NOVA students transferred to a four-year institution during the 2021-22 academic year, a 14 percent increase over 2019-20 (**Figure 1**).
- In 2021-22, 80 percent of transfers to four-year institutions (11,206 students) transferred to a public institution rather than a private institution (**Figure 1**).
- From 2019-20 to 2021-22, the number of NOVA students transferring to public institutions increased by 16 percent, and the number of NOVA students transferring to private institutions increased by 5 percent. The number of students transferring to Virginia schools increased by 12 percent from 2019-20 through 2021-22 (**Figures 1 & 2**).
- In 2021-22, NOVA students transferred to four-year institutions located throughout 49 states, as well as Washington, D.C., and Puerto Rico (**Figure 3**).
- Among transfers to four-year institutions in Virginia, the percentage of students who are of a minority race or ethnicity increased from 58 percent to 61 percent from 2019-20 to 2021-22 (**Figure 4**).
- The number of NOVA students transferring without a NOVA award increased 16 percent from 2019-20 to 2021-22, while the number who transferred with a NOVA award increased by 8 percent (**Figure 5 & Table 2**).
- Among students who transferred with a NOVA award during the 2021-22 academic year, 74 percent earned an A.S. degree and 19 percent earned an A.S. in General Studies (the most common credential awarded) (**Figure 6 and Tables 3 & 4**).
- Most NOVA students who earned a degree or award prior to transferring to a four-year institution were in the General Studies pathway at NOVA (28 percent in 2021-22) (**Table 5**).

### Section B. Top Transfer Institutions

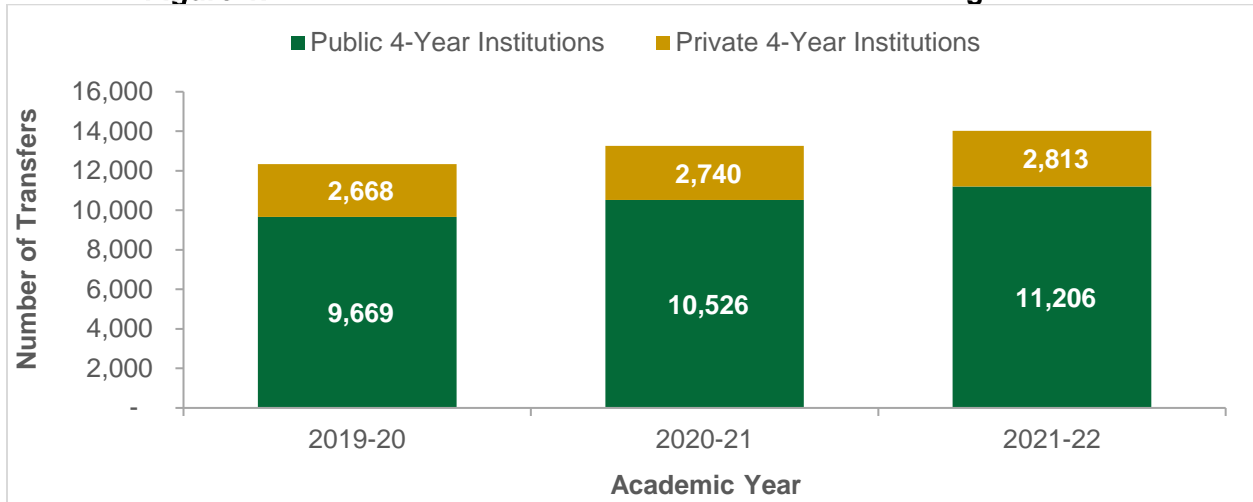
- Between 2019-20 and 2021-22, most NOVA transfer students enrolled at George Mason University (GMU). In 2021-22, 3,638 NOVA students transferred to GMU. The next highest number of transfers were to Virginia Polytechnic Institute and State University (Virginia Tech) (1,254 students), James Madison University (JMU) (1,106 students), and Virginia Commonwealth University (VCU) (1,055 students) (**Figure 7**).
- 61 percent of students who transferred with a NOVA award enrolled at GMU in 2021-22 compared to 14 percent of transfers without an award (2,196 compared to 1,442 students, respectively). (**Table 6**).

## Section A. Transfer Trends

The number of NOVA students who transfer to a four-year institution has increased over time.

- Over 14,000 NOVA students transferred to a four-year institution during the 2021-22 academic year, a 14 percent increase over 2019-20.
- In 2021-22, 80 percent of transfers to four-year institutions (11,206 students) transferred to a public institution rather than a private institution (**Figure 1**).
- The number of NOVA students transferring to a public institution increased by 16 percent from 2019-20 to 2021-22. Transfers to private institutions increased by 5 percent during the same period.

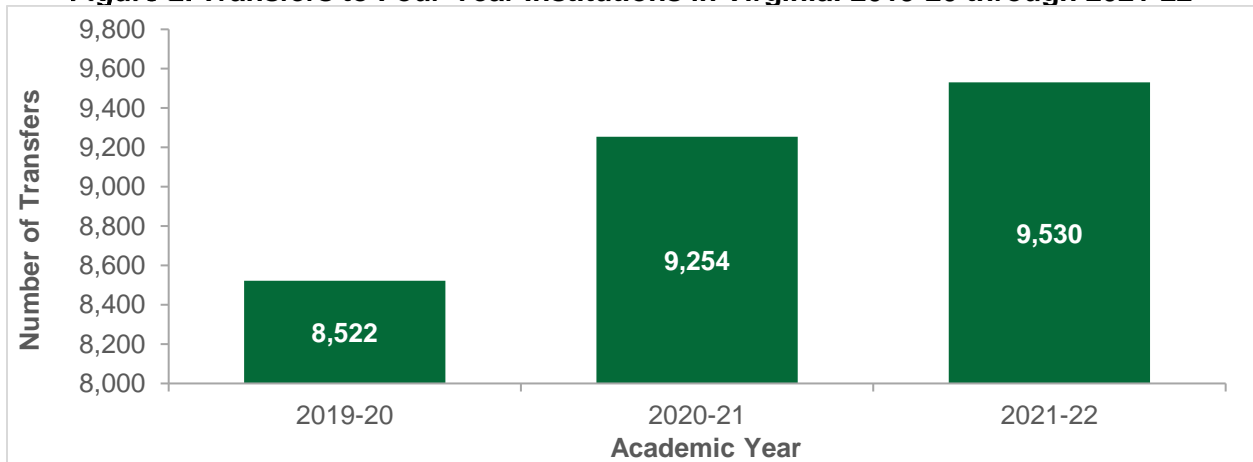
**Figure 1. Transfers to Four-Year Institutions: 2019-20 through 2021-22**



Source: National Student Clearinghouse

Between 2019-20 and 2021-22, 68 percent of NOVA transfer students enrolled at a school located in Virginia. The number of students transferring to Virginia schools increased by 12 percent during this period.

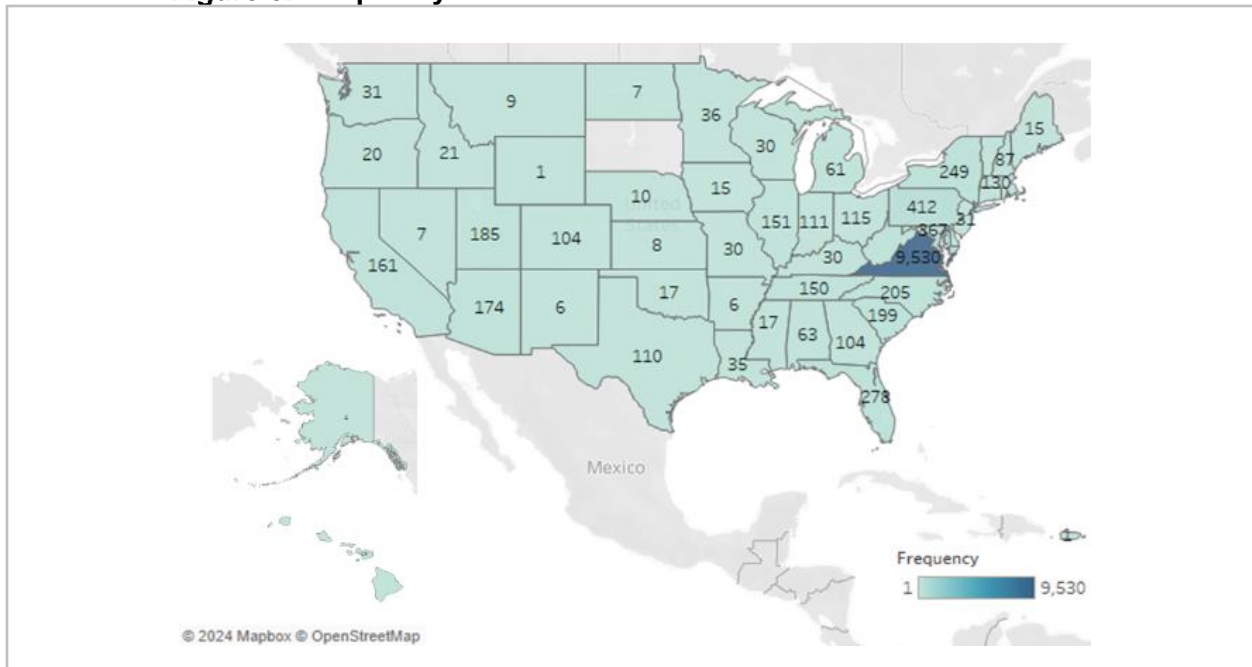
**Figure 2. Transfers to Four-Year Institutions in Virginia: 2019-20 through 2021-22**



Source: National Student Clearinghouse

In 2021-22, NOVA students transferred to four-year institutions in 49 states, as well as Washington, D.C., and Puerto Rico (**Figure 3**).

**Figure 3. Frequency of Transfers to Four-Year Institutions: 2021-22**



Source: National Student Clearinghouse

Most NOVA transfer students in 2021-22 enrolled at four-year institutions in Virginia (9,530 transfers), Pennsylvania (412), Washington, D.C. (374), Maryland (367), Florida (278), and New York (249) (**Table 1**).

**Table 1. Top States Where NOVA Students Transferred: 2019-20 through 2021-22**

State	2019-20		2020-21		2021-22	
	#	%	#	%	#	%
VA	8,522	69.1	9,254	69.8	9,530	68.0
PA	276	2.2	330	2.5	412	2.9
DC	448	3.6	401	3.0	374	2.7
MD	349	2.8	322	2.4	367	2.6
FL	227	1.8	226	1.7	278	2.0
NY	197	1.6	197	1.5	249	1.8
NC	153	1.2	180	1.4	205	1.5
SC	112	0.9	142	1.1	199	1.4
UT	174	1.4	191	1.4	185	1.3
AZ	212	1.7	168	1.3	174	1.2
WV	225	1.8	224	1.7	174	1.2
CA	119	1.0	125	0.9	161	1.2
Other	1,323	10.7	1,506	11.4	1,711	12.2
<b>Total</b>	<b>12,337</b>	<b>100.0</b>	<b>13,266</b>	<b>100.0</b>	<b>14,019</b>	<b>100.0</b>

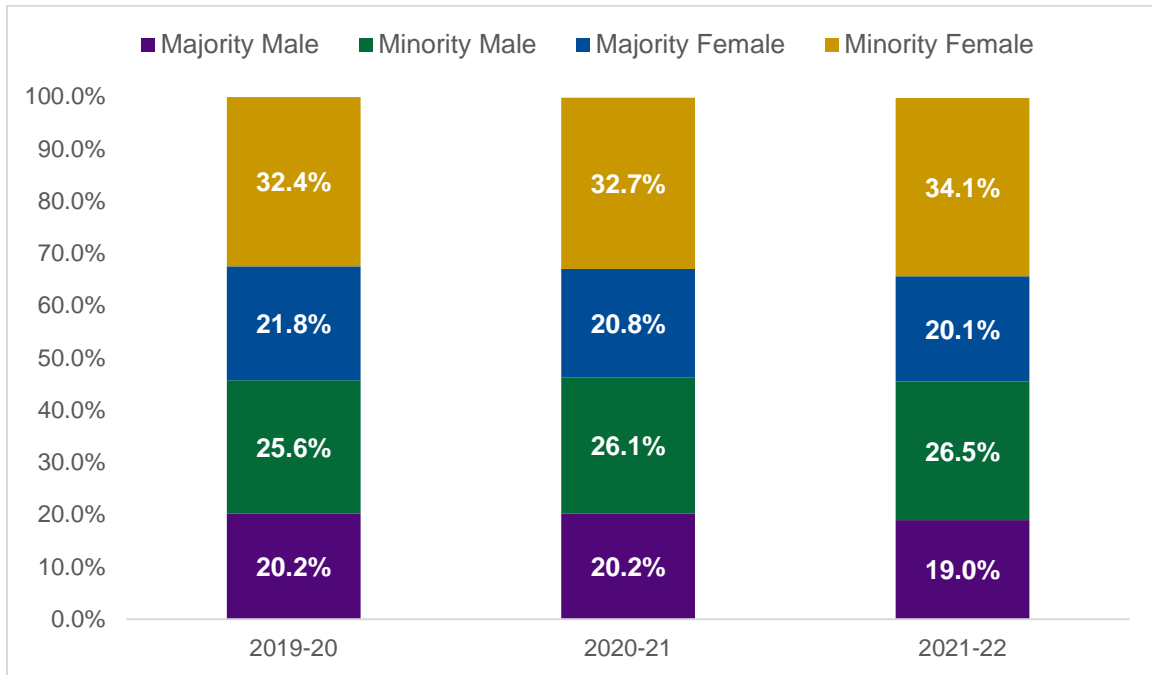
Note: Other includes institutions in other U.S. states, U.S. territories, and a few international institutions.

Source: National Student Clearinghouse



Of transfers to four-year institutions in Virginia, the percentage who are of a minority race or ethnicity increased from 58 percent to 61 percent from 2019-20 to 2021-22.

**Figure 4. Transfers to Four-Year Institutions in Virginia by Minority Status and Gender: 2019-20 through 2021-22**



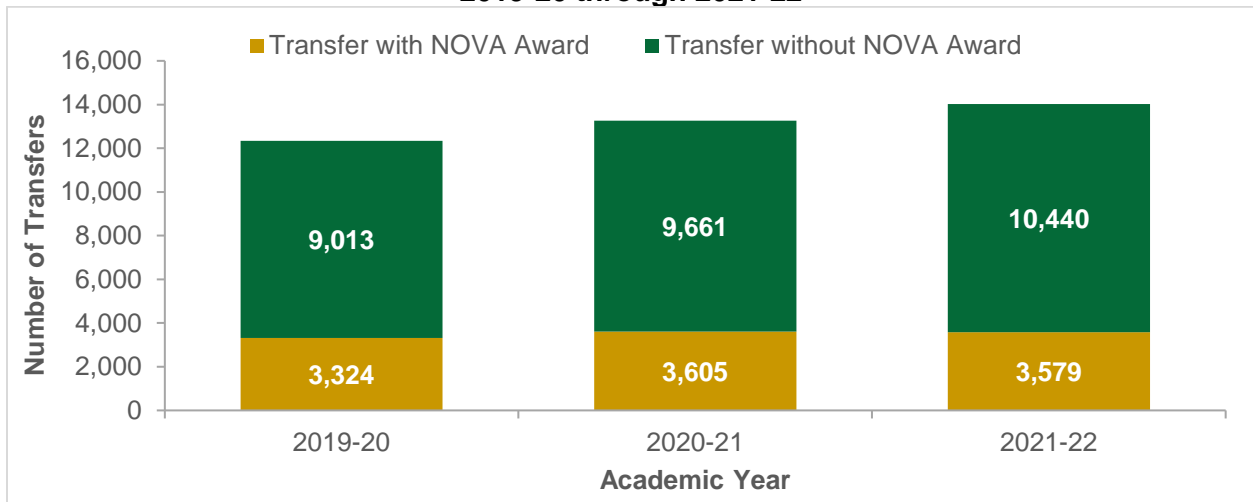
Note: Includes transfers to public and private, nonprofit four-year institutions in Virginia. Excludes students of unknown or not specified race/ethnicity and/or gender.

Source: State Council of Higher Education for Virginia

The implementation of guided pathways and the creation of the ADVANCE partnership with George Mason University (GMU) are expected to help increase the number of students who earn a NOVA degree or award before transferring to a four-year institution.

- From 2019-20 to 2021-22, the number of NOVA students who transferred *without* an award increased 16 percent, while the number who transferred *with* an award increased by 8 percent.
- In 2019-20, 3,324 students completed a NOVA award before transferring. In 2021-22, 3,579 students completed a NOVA award before transferring (**Figure 5**).

**Figure 5. Transfers to Four-Year Institutions by NOVA Graduation Status: 2019-20 through 2021-22**



Source: National Student Clearinghouse

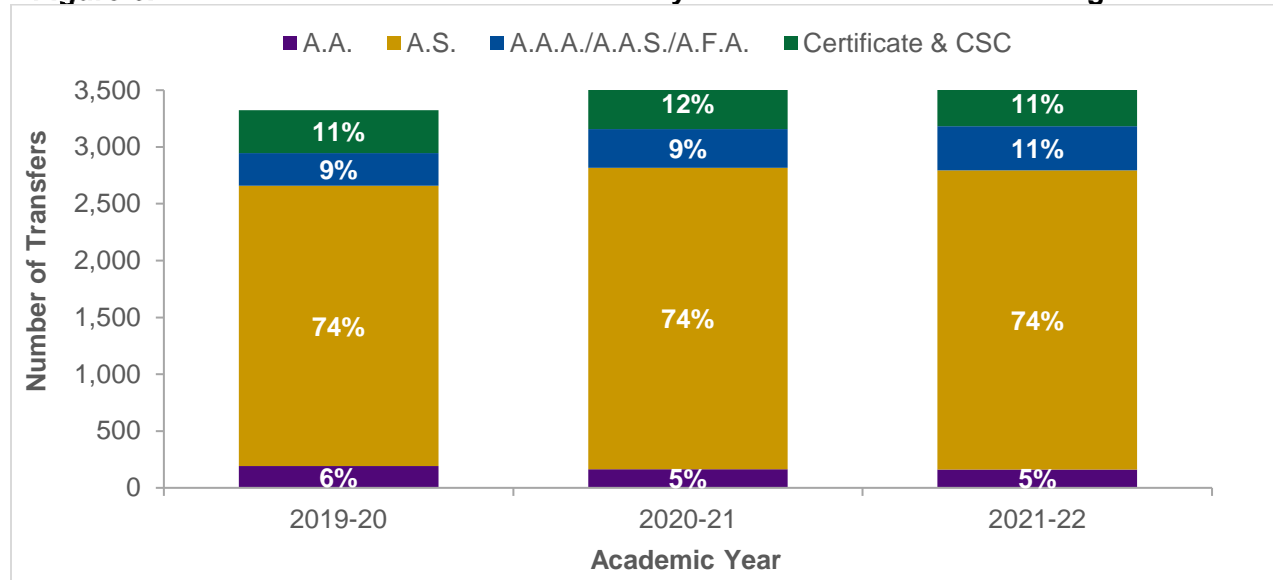
**Table 2. Transfers to Four-Year Institutions by NOVA Graduation Status: 2019-20 through 2021-22**

NOVA Award Status	2019-20		2020-21		2021-22	
	#	%	#	%	#	%
NOVA Award	3,324	26.9	3,605	27.2	3,579	25.5
No NOVA Award	9,013	73.1	9,661	72.8	10,440	74.5
<b>Total Transfers</b>	<b>12,337</b>	<b>100.0</b>	<b>13,266</b>	<b>100.0</b>	<b>14,019</b>	<b>100.0</b>

Source: National Student Clearinghouse

Most NOVA students who earn a degree or award prior to transferring to a four-year institution earn an A.S. degree. Between 2019-20 and 2021-22, 74 percent of students who completed a NOVA degree or award before transferring earned an A.S. degree (Figure 6).

**Figure 6. Transfers to Four-Year Institutions by NOVA Award: 2019-20 through 2021-22**



Source: National Student Clearinghouse

**Table 3. Transfers to Four-Year Institutions by NOVA Award: 2019-20 through 2021-22**

Award	2019-20		2020-21		2021-22	
	#	%	#	%	#	%
A.A.	191	5.8	165	4.6	162	4.5
A.S.	2,467	74.2	2,653	73.6	2,632	73.5
A.A.A.	7	0.2	4	0.1	6	0.2
A.A.S.	273	8.2	293	8.1	322	9.0
A.F.A.	9	0.3	43	1.2	60	1.7
Certificate/CSC	377	11.3	447	12.4	397	11.1
<b>Total</b>	<b>3,324</b>	<b>100.0</b>	<b>3,605</b>	<b>100.0</b>	<b>3,579</b>	<b>100.0</b>

Source: National Student Clearinghouse

Among students who transferred with a NOVA award during the 2021-22 academic year, the most common credential was the A.S. in General Studies (19 percent) (**Table 4**).

**Table 4. Top NOVA Awards Earned Prior to Transfer to Four-Year Institutions: 2021-22**

NOVA Program	2021-22	
	#	%
General Studies, A.S.	674	18.8
Business Administration, A.S.	636	17.8
General Education, Certificate	346	9.7
Social Sciences, A.S.	283	7.9
Science, A.S.	245	6.9
Information Technology, A.S.	229	6.4
Computer Science, A.S.	207	5.8
Cybersecurity, A.A.S.	164	4.6
Liberal Arts, A.A.	155	4.3
Criminology & Criminal Justice, A.S.	134	3.7
Engineering, A.S.	130	3.6
Psychology, A.S.	94	2.6
Visual Art, A.F.A.	46	1.3
Career Studies Certificate (CSC)	44	1.2
Nursing, A.A.S.	39	1.1
Other Degree/Award	153	4.3
<b>Total</b>	<b>3,579</b>	<b>100.0</b>

Note: Students can earn up to 6 awards in one academic year. "Other Degree/Award" includes programs with fewer than 30 completers who transferred during the 2021-22 academic year.

Source: National Student Clearinghouse

Some students have transferred with multiple awards. To monitor the progression of NOVA students along specific tracks, we identify their initial award as their designated pathway. The majority of NOVA students who secured a degree or award before moving to a four-year institution pursued the General Studies and General Education pathway at NOVA, with 28 percent doing so in 2021-22. In the same year, 18 percent of NOVA graduates who transferred were from the Computer Science and Information Technology pathway, while 22 percent followed the Business and Public Services track.

**Table 5. Transfers to Four-Year Institutions by NOVA Pathway: 2019-20 through 2021-22**

NOVA Pathway	2019-20		2020-21		2021-22	
	#	%	%	#	%	#
Advanced Manufacturing and Skilled Trades	5	0.2	11	0.3	10	0.3
Arts, Communication, and Humanities	177	5.3	208	5.8	232	6.5
Business and Public Services	626	18.8	771	21.4	804	22.5
Computer Science and Information Technology	490	14.7	606	16.8	649	18.1
Education and Social Sciences	283	8.5	308	8.5	363	10.1
General Studies and General Education	1,183	35.6	1,103	30.6	1,019	28.5
Health Sciences	88	2.7	65	1.8	59	1.7
Life and Physical Sciences	219	6.6	227	6.3	244	6.8
Mathematics and Engineering	113	3.4	167	4.6	137	3.8
Other, Pathway Not Applicable	140	4.2	139	3.9	62	1.7
<b>Total</b>	<b>3,324</b>	<b>100.0</b>	<b>3,605</b>	<b>100.0</b>	<b>3,579</b>	<b>100.0</b>

Note: Only the primary pathway is considered. The total reflects headcounts versus awards since a student can obtain multiple awards.

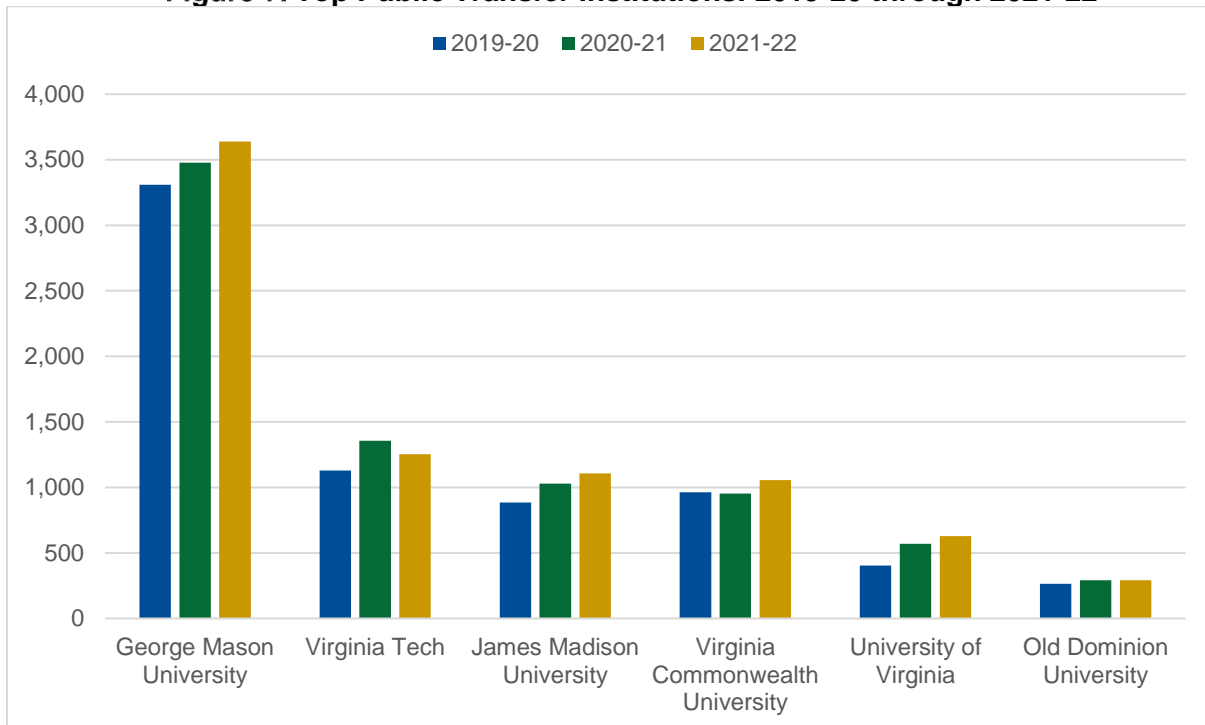
Source: National Student Clearinghouse

## Section B: Top Transfer Institutions

This section presents data on the most popular transfer institutions for NOVA students. Between 2019-20 and 2021-22, most NOVA transfer students enrolled at George Mason University (GMU).<sup>1</sup>

- In 2021-22, over 3,500 NOVA students transferred to GMU.
- The other top transfer institutions in 2021-22 were Virginia Polytechnic Institute and State University (Virginia Tech), James Madison University (JMU), Virginia Commonwealth University (VCU), the University of Virginia (UVA), and Old Dominion University (ODU).

**Figure 7. Top Public Transfer Institutions: 2019-20 through 2021-22**

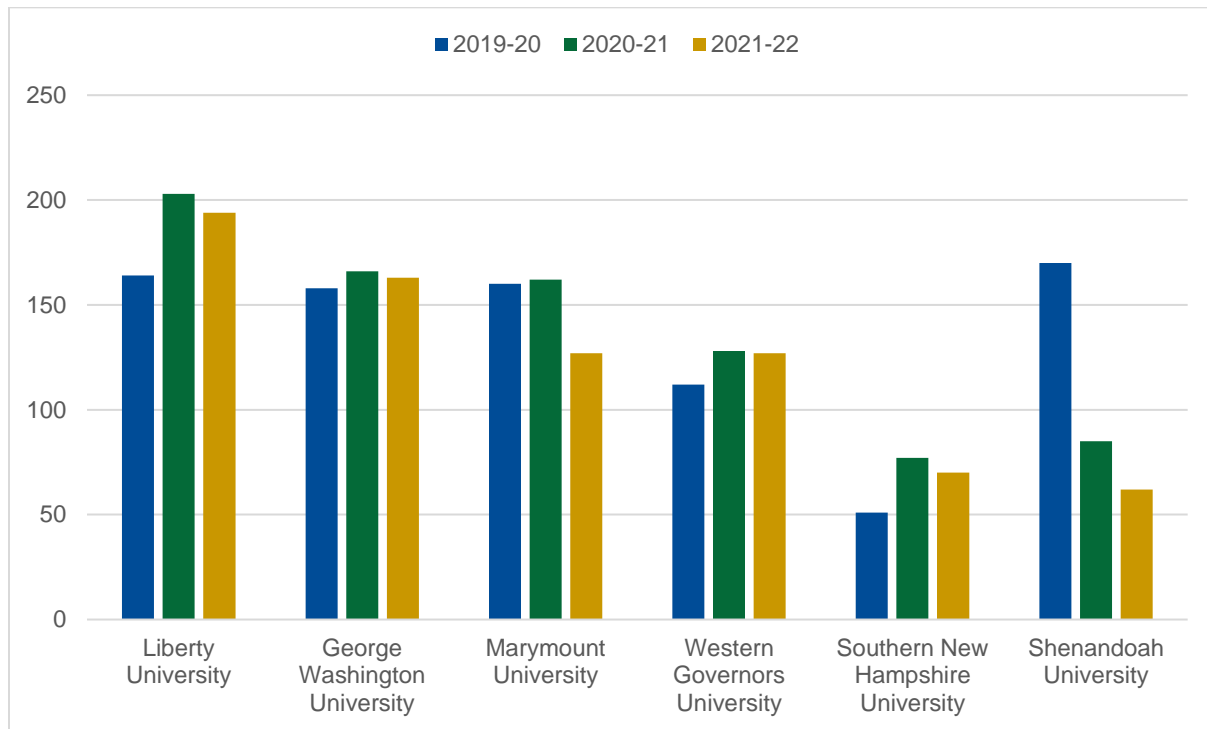


Source: National Student Clearinghouse

<sup>1</sup> See Appendix A (Public Institutions) and Appendix B (Private Institutions) for complete lists of transfer institutions from 2019-20 through 2021-22.

Among private, nonprofit four-year transfer institutions, most NOVA students transferred to Liberty University, George Washington University (GWU), Marymount University, Western Governors University, Southern New Hampshire University, and Shenandoah University.

**Figure 8. Top Private, Nonprofit Transfer Institutions: 2019-20 through 2021-22**



Source: National Student Clearinghouse

Students who transfer after earning a NOVA award are more likely to enroll at certain four-year institutions, compared to those who transfer before earning a degree or certificate at NOVA.

- 61 percent of students who transferred with a NOVA award enrolled at GMU in 2021-22 (2,196 students); in comparison, 14 percent of students who transferred without an award enrolled at GMU (1,442 students).
- A larger number of students without a NOVA award transferred to Virginia Tech, JMU, VCU, UVA and ODU compared to students with a NOVA award.

**Table 6. Top Four-Year Transfer Institutions by NOVA Graduation Status: 2021-22**

Four-Year Transfer Institution	Transfer with NOVA Award		Transfer without NOVA Award	
	#	%	#	%
George Mason University	2,196	61.4	1,442	13.8
Virginia Tech	172	4.8	1,082	10.4
James Madison University	82	2.3	1,024	9.8
Virginia Commonwealth University	226	6.3	829	7.9
University of Virginia	99	2.8	529	5.1
Old Dominion University	65	1.8	226	2.2
William & Mary	18	0.5	228	2.2
Liberty University	42	1.2	152	1.5
Christopher Newport University	9	0.3	177	1.7
George Washington University	65	1.8	98	0.9
University of Maryland Global Campus	65	1.8	97	0.9
University of Mary Washington	34	0.9	125	1.2
Pennsylvania State University	8	0.2	132	1.3
<i>Others</i>	498	13.9	4,299	41.2
<b>Total</b>	<b>3,579</b>	<b>100.0</b>	<b>10,440</b>	<b>100.0</b>

Source: National Student Clearinghouse



## Conclusion

As NOVA works to better understand student transfer behavior and seeks to facilitate the transfer process, it is imperative that the College strive to prepare students for their education beyond NOVA. The data presented in this report showed the variety of diverse institutions that NOVA students attend upon transfer.

It is essential for NOVA stakeholders to gain further insight into the transfer trends and patterns of the College's students. This report shows that, in recent years, the number of NOVA students who transfer out has increased and the number of transfer-out students who identify as being of minority race or ethnicity has also increased.

The analysis presented in this report provides data regarding the transfer patterns of students who either graduate from NOVA before transferring or who leave NOVA without earning a degree. This information is intended to be helpful in further optimizing programs such as ADVANCE—a collaboration between NOVA and its most popular transfer institution, George Mason University—a program that shows signs of success. Information about students' transfer patterns, including transfer with or without a credential and to which institutions, can aid NOVA's faculty and staff in planning pathway improvements.

All students can benefit from having clear pathways when transferring from community college to four-year institutions. While not all students earn a credential before they transfer, research suggests that community college students who earn associate degrees may be better positioned not only for transfer but also for their career beyond college. This is partly because students who transfer without first earning a degree may be unable to transfer all of the credits that they earned while attending community college.<sup>2</sup> Furthermore, sub-baccalaureate educational attainment in the form of earning degrees and other credentials is associated with higher lifetime earnings compared to earning a high school diploma only.<sup>3</sup> This research report has contributed to the field of analysis through an examination of students' transfer patterns, either with or without a degree or credential, beyond their learning experiences at NOVA.

---

<sup>2</sup> Giani, M. S. (2019). The correlates of credit loss: How demographics, pre-transfer academics and institutions relate to the loss of credits for vertical transfer students. *Research in Higher Education*, 60, 1113-1141. doi:10.1007/s11162-019-09548-w

<sup>3</sup> Kim, C. & Tamborini, C. R. (2019). Are they still worth it? the long-run earnings benefits of an associate degree, vocational diploma or certificate and some college. *RSF: the Russell Sage Foundation Journal of the Social Sciences*, 5, 65-85. Retrieved from <https://www.rsjournal.org/content/rsfjss/5/3/64.full.pdf>

## Appendix A

**Table A1. Number of NOVA Students Transferring into Public Four-Year Institutions:  
2019-20 through 2021-22**

Public Four-Year Transfer Institution	State	2019-20	2020-21	2021-22	% Change 2019-20 to 2021-22
Adams State University	CO	5	0	0	--
Adams State University Extended	CO	1	0	0	--
Alabama State University	AL	1	0	1	0
Albany State University	GA	1	0	0	--
Alcorn State University	MS	1	0	0	--
Appalachian State University	NC	8	7	7	-12.5
Arizona State University	AZ	94	75	69	-26.6
Arkansas State University	AR	1	0	1	0
Auburn University	AL	15	15	15	0
Auburn University at Montgomery	AL	0	0	2	--
Augusta University	GA	2	1	3	50
Austin Peay @ Fort Campbell	TN	2	1	1	-50
Austin Peay State University Main Campus	TN	2	2	0	--
Ball State University	IN	0	0	2	--
Bangor University		0	1	0	--
Bellevue College	WA	3	5	0	--
Bismarck State College	ND	0	0	1	--
Bloomsburg University of Pennsylvania	PA	1	0	3	200
Bluefield State University	WV	0	0	1	--
Boise State University	ID	3	2	1	-66.7
Bowie State University	MD	9	9	8	-11.1
Bowling Green State University	OH	1	0	3	200
Broward College	FL	4	1	2	-50
California Polytechnic State University	CA	3	3	4	33.3
California State Polytechnic University Humboldt	CA	1	1	1	0
California State Polytechnic University Pomona	CA	2	2	1	-50
California State Univ Channel Islands	CA	1	0	0	--
California State University- Northridge	CA	3	2	1	-66.7
California State University - Bakersfield	CA	1	1	0	--
California State University - Dominguez Hills	CA	0	0	1	--

Public Four-Year Transfer Institution	State	2019-20	2020-21	2021-22	% Change 2019-20 to 2021-22
California State University - East Bay	CA	0	2	1	--
California State University - Fresno	CA	1	2	0	--
California State University - Fullerton	CA	6	4	2	-66.7
California State University - Long Beach	CA	1	1	0	--
California State University - Los Angeles	CA	1	3	0	--
California State University - Monterey Bay	CA	0	1	0	--
California State University - Sacramento	CA	3	1	2	-33.3
California State University - San Bernardino	CA	0	1	2	--
California State University - San Marcos	CA	2	1	4	100
Cameron University	OK	0	0	1	--
Castleton University	VT	0	1	0	--
Central Connecticut State University	CT	0	0	1	--
Central Michigan University	MI	1	0	1	0
Central State University-Oh	OH	0	1	0	--
Centralia College	WA	1	0	1	0
Charter Oak State College	CT	0	2	0	--
Chicago State University	IL	0	0	1	--
Christopher Newport University	VA	190	198	186	-2.1
Clarion University of Pennsylvania	PA	1	0	1	0
Clemson University	SC	13	41	42	223.1
Cleveland State University	OH	0	0	1	--
Clover Park Technical College	WA	1	0	1	0
Coastal Carolina University	SC	28	19	38	35.7
College of Central Florida	FL	2	0	0	--
College of Charleston	SC	12	15	31	158.3
College of Coastal Georgia	GA	1	1	1	0
College of New Jersey	NJ	0	1	0	--
College of Southern Nevada	NV	7	3	4	-42.9
Colorado Mesa University	CO	1	1	0	--
Colorado Mountain College	CO	2	1	0	--
Colorado School of Mines	CO	1	4	4	300
Colorado State University	CO	15	9	14	-6.7
Colorado State University - Pueblo	CO	1	1	0	--
Columbia Basin College	WA	0	0	1	--

Public Four-Year Transfer Institution	State	2019-20	2020-21	2021-22	% Change 2019-20 to 2021-22
Concord University	WV	1	3	0	--
Coppin State University	MD	2	1	1	-50
CUNY Bernard M. Baruch College	NY	2	1	3	50
CUNY Brooklyn College	NY	0	1	1	--
CUNY City College	NY	2	1	0	--
CUNY College of Staten Island	NY	1	0	2	100
CUNY Grad School & Univ Center-School Prof Studies	NY	0	1	1	--
CUNY Hunter College	NY	0	3	2	--
CUNY John Jay College of Criminal Justice	NY	0	0	1	--
CUNY Lehman College	NY	0	1	0	--
CUNY New York City College of Technology	NY	1	1	0	--
CUNY Queens College	NY	1	0	0	--
CUNY York College	NY	0	0	1	--
Dakota State University	SD	2	1	0	--
Daytona State College	FL	4	1	1	-75
Delaware State University	DE	3	2	4	33.3
Delta State University	MS	0	2	0	--
East Carolina University	NC	22	25	13	-40.9
East Central University	OK	0	1	0	--
East Georgia State College	GA	0	0	1	--
East Stroudsburg University	PA	1	0	1	0
East Tennessee State University	TN	2	4	4	100
Eastern Florida State College	FL	0	2	5	--
Eastern Illinois University	IL	1	0	1	0
Eastern Kentucky University	KY	5	6	4	-20
Eastern Michigan University	MI	1	2	1	0
Eastern Oregon University	OR	0	1	0	--
Eastern Virginia Medical School	VA	1	0	0	--
Eastern Washington University	WA	1	0	0	--
Edinboro University of Pennsylvania	PA	1	3	2	100
Elizabeth City State University	NC	1	3	1	0
Empire State University	NY	0	1	0	--
Emporia State University	KS	0	1	0	--
Fairmont State University-Trad	WV	1	0	1	0

Public Four-Year Transfer Institution	State	2019-20	2020-21	2021-22	% Change 2019-20 to 2021-22
Fayetteville State University	NC	0	2	0	--
Ferris State University	MI	1	1	0	--
Florida A&M University	FL	1	0	4	300
Florida Atlantic University	FL	3	5	5	66.7
Florida Gateway College	FL	2	0	0	--
Florida Gulf Coast University	FL	3	4	6	100
Florida International University	FL	10	8	10	0
Florida Southwestern State College	FL	2	2	1	-50
Florida State College at Jacksonville	FL	5	5	7	40
Florida State University	FL	10	14	15	50
Fort Hays State University	KS	1	1	0	--
Fort Lewis College	CO	0	1	1	--
Francis Marion University	SC	0	1	0	--
Frostburg State University	MD	8	4	6	-25
George Mason University-Korea		2	3	5	150
George Mason University	VA	3310	3478	3638	9.9
Georgia College And State University	GA	0	0	1	--
Georgia Gwinnett College	GA	2	0	1	-50
Georgia Institute of Technology	GA	26	26	21	-19.2
Georgia Southern University	GA	2	1	2	0
Georgia State University	GA	7	3	5	-28.6
Glenville State University	WV	1	0	0	--
Grambling State University	LA	1	1	1	0
Grand Valley State University	MI	5	0	0	--
Granite State College	NH	1	0	0	--
Great Basin College	NV	1	2	0	--
Green River College	WA	1	0	1	0
Gulf Coast State College	FL	1	0	1	0
Haskell Indian Nations University	KS	1	0	0	--
Highline College	WA	1	1	1	0
Illinois State University	IL	0	0	3	--
Indian River State College	FL	1	1	2	100
Indiana State University	IN	2	4	1	-50
Indiana University Bloomington	IN	17	13	24	41.2

Public Four-Year Transfer Institution	State	2019-20	2020-21	2021-22	% Change 2019-20 to 2021-22
Indiana University of Pennsylvania	PA	5	1	2	-60
Indiana University Purdue University Indianapolis	IN	2	0	2	0
Iowa State University	IA	1	6	3	200
Jackson College	MI	0	1	0	--
Jacksonville State University	AL	1	0	0	--
James Madison University	VA	886	1030	1106	24.8
Kansas State University	KS	5	3	0	--
Kean University	NJ	3	2	1	-66.7
Kennesaw State University	GA	2	3	2	0
Kent State University	OH	6	5	5	-16.7
Kutztown University	PA	1	0	1	0
Lac Courte Oreilles Ojibwe College	WI	0	0	1	--
Lake-Sumter State College	FL	1	1	0	--
Lake Superior State University	MI	1	1	1	0
Lake Washington Institute of Technology	WA	0	0	1	--
Lander University	SC	0	0	1	--
Laramie County Community College	WY	0	0	1	--
Lincoln University	PA	0	0	1	--
Lock Haven University	PA	0	0	1	--
Longwood University	VA	47	50	39	-17.0
Louisiana State University- Online	LA	0	0	1	--
Louisiana State University - Ag	LA	9	13	20	122.2
Louisiana State University - Shreveport	LA	1	3	0	--
Louisiana State University at Alexandria	LA	0	1	1	--
Louisiana Tech University	LA	0	1	0	--
Mansfield University	PA	1	0	0	--
Marshall University Huntington	WV	5	2	3	-40
Massachusetts Maritime Academy	MA	0	1	0	--
Mcneese State University	LA	0	0	1	--
Metropolitan State University	MN	0	2	1	--
Metropolitan State University of Denver	CO	2	2	3	50
Miami Dade College	FL	10	5	6	-40
Miami University- Hamilton Campus	OH	0	0	1	--
Miami University	OH	4	14	12	200

Public Four-Year Transfer Institution	State	2019-20	2020-21	2021-22	% Change 2019-20 to 2021-22
Michigan State University	MI	6	10	10	66.7
Michigan Technological University	MI	0	0	1	--
Middle Georgia State University	GA	2	0	0	--
Middle Tennessee State University	TN	7	5	6	-14.3
Midwestern State University	TX	0	2	2	--
Millersville University of Pennsylvania	PA	7	1	2	-71.4
Minnesota State University - Mankato	MN	0	2	1	--
Minnesota State University - Mankato Iron Range	MN	5	13	5	0
Minnesota State University Moorhead	MN	0	0	1	--
Minot State University	ND	1	0	1	0
Mississippi State University	MS	6	9	4	-33.3
Mississippi University for Women	MS	1	0	1	0
Missouri State University	MO	0	0	1	--
Missouri University of Science and Technology	MO	0	1	1	--
Montana State University-Billings	MT	0	0	1	--
Montana State University - Bozeman	MT	2	4	4	100
Montclair State University	NJ	2	3	6	200
Morehead State University	KY	2	0	0	--
Morgan State University	MD	9	8	6	-33.3
Murray State University	KY	2	2	1	-50
New College of Florida	FL	1	1	0	--
New Jersey City University	NJ	1	0	1	0
New Jersey Institute of Technology	NJ	0	3	1	--
New Mexico State University-Main	NM	0	1	3	--
Nicholls State University	LA	0	1	0	--
Norfolk State University	VA	34	35	47	38.2
North Carolina A&T State University	NC	9	12	18	100
North Carolina Central University	NC	4	5	1	-75
North Carolina State University	NC	11	17	25	127.3
North Dakota State University	ND	2	0	0	--
North Seattle College	WA	0	1	2	--
Northern Arizona University	AZ	2	1	0	--
Northern Illinois University	IL	0	0	1	--
Northern Michigan University	MI	0	1	1	--

Public Four-Year Transfer Institution	State	2019-20	2020-21	2021-22	% Change 2019-20 to 2021-22
Northern Vermont University	VT	1	0	0	--
Northwest Missouri State University	MO	0	1	0	--
Northwestern Michigan College	MI	1	0	1	0
Northwestern State University	LA	1	0	0	--
Oakland University	MI	2	1	0	--
Ohio University	OH	5	5	10	100
Oklahoma Panhandle State University	OK	0	1	0	--
Oklahoma State University - Stillwater/Tulsa	OK	0	1	3	--
Old Dominion University	VA	265	293	291	9.8
Olympic College	WA	1	0	0	--
Oregon Institute of Technology	OR	0	0	1	--
Oregon State University	OR	3	7	6	100
Palm Beach State College	FL	7	3	5	-28.6
Pasco-Hernando State College	FL	2	2	1	-50
Peninsula College	WA	0	1	2	--
Pennsylvania College of Technology	PA	5	0	3	-40
Pennsylvania State University	PA	93	108	140	50.5
Pennsylvania Western University	PA	1	1	3	200
Pensacola State College	FL	1	2	1	0
Peru State College	NE	1	0	0	--
Pittsburg State University	KS	0	0	1	--
Plymouth State University	NH	0	1	0	--
Polk State College	FL	0	1	0	--
Portland State University	OR	2	1	0	--
Prairie View A&M University	TX	0	1	0	--
Purdue University - West Lafayette	IN	13	30	42	223.1
Purdue University Fort Wayne	IN	1	0	0	--
Purdue University Global	IN	29	35	33	13.8
Purdue University Northwest	IN	1	0	0	--
Radford University	VA	151	129	127	-15.9
Ross University School of Veterinary Med	NJ	2	0	0	--
Rowan University	NJ	2	0	0	--
Rutgers -The State University of NJ - Biomedical	NJ	0	0	1	--
Rutgers -The State University of NJ -New Brunswick	NJ	13	4	3	-76.9



Public Four-Year Transfer Institution	State	2019-20	2020-21	2021-22	% Change 2019-20 to 2021-22
Rutgers University - Newark	NJ	1	3	2	100
Salem State University	MA	0	1	1	--
Salisbury University	MD	5	7	8	60
Sam Houston State University	TX	0	3	0	--
San Diego State University	CA	9	9	14	55.6
San Francisco State University	CA	1	1	3	200
San Jose State University	CA	2	2	0	--
Santa Fe College	FL	4	3	2	-50
Savannah State University	GA	0	1	0	--
Seattle Central College	WA	0	1	2	--
Seminole State College of Florida	FL	4	1	1	-75
Shepherd University	WV	20	15	12	-40
Shippensburg University	PA	2	2	1	-50
Skagit Valley College	WA	1	0	0	--
Slippery Rock University	PA	3	3	2	-33.3
Sonoma State University	CA	1	0	0	--
South Dakota State University	SD	1	0	0	--
South Seattle College	WA	1	0	1	0
South Texas College	TX	2	0	1	-50
Southeast Missouri State University	MO	0	1	0	--
Southeastern Louisiana University	LA	0	1	0	--
Southeastern Oklahoma State University	OK	1	0	0	--
Southern Connecticut State University	CT	0	2	2	--
Southern Illinois University Carbondale	IL	0	1	2	--
Southern Illinois University Edwardsville	IL	0	1	1	--
Southern University And A&M College	LA	2	1	1	-50
Southern Utah University	UT	1	3	3	200
Southwest Minnesota State University	MN	0	0	1	--
St Cloud State University	MN	0	1	0	--
St Johns River State College	FL	2	0	0	--
St Mary's College of Maryland	MD	1	2	1	0
St Petersburg College	FL	9	6	3	-66.7
State College of Florida Manatee-Sarasota	FL	0	3	4	--
State University of New York at Fredonia	NY	0	1	1	--

Public Four-Year Transfer Institution	State	2019-20	2020-21	2021-22	% Change 2019-20 to 2021-22
State University of New York at Oneonta (SUNY Oneonta)	NY	0	0	2	--
State University of New York New Paltz	NY	1	1	2	100
Stockton University	NJ	0	1	1	--
SUNY Binghamton	NY	6	3	5	-16.7
SUNY Cobleskill	NY	0	0	1	--
SUNY College - Cortland	NY	0	2	1	--
SUNY College - Old Westbury	NY	1	0	0	--
SUNY College of Environmental	NY	2	1	1	-50
SUNY College of Technology at Canton	NY	1	1	0	--
SUNY Farmingdale	NY	1	2	0	--
SUNY Fashion Institute of Technology	NY	7	1	10	42.9
SUNY Maritime College	NY	0	1	1	--
SUNY Morrisville	NY	0	1	0	--
SUNY Oswego	NY	0	0	1	--
SUNY Polytechnic Institute	NY	0	1	0	--
SUNY Purchase College	NY	1	0	1	0
SUNY Stony Brook University	NY	4	4	4	0
SUNY University - Brockport	NY	2	3	0	--
SUNY University at Albany	NY	2	0	3	50
SUNY University at Buffalo	NY	2	1	1	-50
Tarleton State University	TX	2	0	0	--
Temple University	PA	17	22	17	0
Temple University - Law	PA	1	0	0	--
Tennessee State University	TN	0	4	3	--
Tennessee Technological University	TN	1	0	1	0
Texas A&M University- Central Texas	TX	0	1	0	--
Texas A&M University- San Antonio	TX	1	2	0	--
Texas A&M University	TX	4	12	7	75
Texas A&M University - Commerce	TX	2	1	4	100
Texas A&M University - Corpus Christi	TX	1	2	1	0
Texas A&M University - Galveston	TX	0	0	1	--
Texas Southern University	TX	2	0	0	--
Texas State University - San Marcos	TX	5	4	3	-40
Texas Tech University Lubbock	TX	0	2	2	--

Public Four-Year Transfer Institution	State	2019-20	2020-21	2021-22	% Change 2019-20 to 2021-22
Texas Woman's University	TX	4	0	2	-50
The Citadel Military College of South Carolina	SC	3	5	4	33.3
The Evergreen State College	WA	1	0	3	200
The Ohio State University	OH	13	20	11	-15.4
The Ohio State University - Agri Tech Institute	OH	0	1	0	--
The Ohio State University - Newark	OH	0	0	1	--
The State University of New York College @ Buffalo	NY	0	0	1	--
The University of Alabama in Huntsville	AL	6	1	2	-66.7
Thomas Edison State University	NJ	2	5	3	50
Towson University	MD	13	7	8	-38.5
Troy University	AL	0	0	4	--
United States Naval Academy	MD	14	8	11	-21.4
University of Akron	OH	1	1	2	100
University of Alabama	AL	35	33	28	-20
University of Alabama Birmingham-Traditional	AL	1	2	1	0
University of Alaska - Fairbanks	AK	3	0	2	-33.3
University of Alaska - Southeast	AK	1	0	0	--
University of Alaska Anchorage	AK	2	0	2	0
University of Arizona	AZ	20	17	15	-25
University of Arkansas - Fort Smith	AR	0	1	0	--
University of Arkansas at Fayetteville	AR	1	2	2	100
University of Arkansas at Little Rock	AR	0	1	0	--
University of Arkansas for Medical Sciences	AR	0	0	1	--
University of Baltimore	MD	2	5	2	0
University of California-Davis	CA	0	2	5	--
University of California-Extension	CA	0	0	1	--
University of California-Los Angeles	CA	10	8	11	10
University of California-San Diego	CA	5	6	17	240
University of California-Santa Barbara	CA	5	2	6	20
University of California-Santa Cruz	CA	3	2	1	-66.7
University of California - Berkeley	CA	9	2	16	77.8
University of California - Irvine	CA	3	2	8	166.7
University of California - Riverside	CA	1	0	0	--
University of Central Arkansas	AR	0	1	2	--

Public Four-Year Transfer Institution	State	2019-20	2020-21	2021-22	% Change 2019-20 to 2021-22
University of Central Florida	FL	5	9	15	200
University of Central Missouri	MO	0	1	1	--
University of Central Oklahoma	OK	0	0	1	--
University of Cincinnati	OH	5	12	9	80
University of Colorado-Boulder	CO	13	22	44	238.5
University of Colorado-Colorado Springs	CO	3	3	3	0
University of Colorado-Denver	CO	4	7	6	50
University of Connecticut	CT	4	0	5	25
University of Delaware	DE	12	16	17	41.7
University of Florida	FL	11	21	26	136.4
University of Georgia	GA	10	18	22	120
University of Guam	GU	0	1	0	--
University of Hawaii at Manoa	HI	5	2	14	180
University of Houston-Clear Lake	TX	0	0	1	--
University of Houston-Downtown	TX	0	1	3	--
University of Houston	TX	3	5	3	0
University of Idaho	ID	1	2	1	0
University of Illinois at Springfield	IL	1	0	1	0
University of Illinois at Urbana	IL	5	16	19	280
University of Illinois at Chicago	IL	1	5	7	600
University of Iowa	IA	7	4	5	-28.6
University of Kansas	KS	4	5	6	50
University of Kentucky	KY	11	11	11	0
University of Louisiana-Lafayette	LA	2	2	0	--
University of Louisville	KY	9	3	7	-22.2
University of Maine- Machias	ME	0	1	0	--
University of Maine Augusta	ME	2	0	0	--
University of Maine Farmington	ME	0	1	1	--
University of Maine Orono	ME	4	3	5	25
University of Maine Presque Isle	ME	0	1	1	--
University of Mary Washington	VA	180	164	159	-11.7
University of Maryland-College Park	MD	0	0	1	--
University of Maryland - Baltimore	MD	3	3	1	-66.7
University of Maryland - Baltimore County	MD	7	14	8	14.3

Public Four-Year Transfer Institution	State	2019-20	2020-21	2021-22	% Change 2019-20 to 2021-22
University of Maryland - College Park	MD	46	54	81	76.1
University of Maryland Eastern Shore	MD	7	1	2	-71.4
University of Maryland Global Campus- Grads	MD	5	8	5	0
University of Maryland Global Campus	MD	175	143	162	-7.4
University of Massachusetts-Dartmouth	MA	1	1	1	0
University of Massachusetts at Amherst	MA	9	7	11	22.2
University of Massachusetts Boston	MA	1	0	5	400
University of Massachusetts Lowell	MA	0	2	1	--
University of Memphis	TN	4	2	2	-50
University of Michigan	MI	10	22	37	270
University of Michigan Dearborn	MI	1	0	0	--
University of Michigan Flint	MI	1	0	0	--
University of Minnesota-Twin Cities Undergraduate	MN	5	5	5	0
University of Mississippi	MS	6	15	9	50
University of Missouri-Columbia	MO	3	3	2	-33.3
University of Missouri-St Louis	MO	3	0	0	--
University of Montana	MT	3	3	3	0
University of Montevallo	AL	0	1	1	--
University of Nebraska-Lincoln	NE	3	1	1	-66.7
University of Nebraska at Omaha	NE	1	3	1	0
University of Nebraska Medical Center	NE	0	1	0	--
University of Nevada-Reno	NV	1	0	1	0
University of Nevada Las Vegas	NV	1	0	2	100
University of New Hampshire- Durham	NH	4	0	5	25
University of New Mexico	NM	5	7	3	-40
University of New Orleans	LA	2	1	0	--
University of North Alabama	AL	0	1	1	--
University of North Carolina-Chapel Hill	NC	10	13	9	-10
University of North Carolina-Greensboro	NC	4	3	4	0
University of North Carolina-Pembroke	NC	1	2	3	200
University of North Carolina-Wilmington	NC	10	8	15	50
University of North Carolina - Charlotte	NC	8	8	6	-25
University of North Carolina-Asheville	NC	0	2	2	--
University of North Carolina School of The Arts	NC	1	0	1	0

Public Four-Year Transfer Institution	State	2019-20	2020-21	2021-22	% Change 2019-20 to 2021-22
University of North Dakota	ND	5	8	5	0
University of North Florida	FL	1	0	2	100
University of North Georgia	GA	1	1	0	--
University of North Texas	TX	2	9	9	350
University of North Texas at Dallas	TX	0	1	0	--
University of Northern Colorado	CO	0	1	2	--
University of Northern Iowa	IA	0	2	0	--
University of Oklahoma	OK	6	9	7	16.7
University of Oregon	OR	3	1	7	133.3
University of Pittsburgh	PA	26	43	65	150
University of Puerto Rico-Humacao	PR	0	1	0	--
University of Puerto Rico - Rio Piedras	PR	1	1	0	--
University of Rhode Island	RI	2	3	5	150
University of South Alabama	AL	1	1	0	--
University of South Carolina	SC	50	50	68	36
University of South Carolina Beaufort	SC	1	0	0	--
University of South Carolina Upstate	SC	1	1	0	--
University of South Dakota	SD	1	0	0	--
University of South Florida	FL	12	9	19	58.3
University of Southern Indiana	IN	1	1	1	0
University of Southern Maine	ME	1	2	1	0
University of Southern Mississippi	MS	0	1	2	--
University of Tennessee	TN	46	69	102	121.7
University of Tennessee Chattanooga	TN	2	0	2	0
University of Texas - San Antonio	TX	7	7	7	0
University of Texas Arlington	TX	7	12	5	-28.6
University of Texas at Austin	TX	5	5	12	140
University of Texas at Dallas	TX	3	2	4	33.3
University of Texas at El Paso	TX	2	0	2	0
University of Texas at Tyler	TX	1	1	1	0
University of Texas Hlth Sci Ctr San Antonio	TX	1	3	0	--
University of Texas of The Permian Basin	TX	2	0	0	--
University of The District of Columbia	DC	33	15	22	-33.3
University of The Virgin Islands	VI	1	0	0	--

Public Four-Year Transfer Institution	State	2019-20	2020-21	2021-22	% Change 2019-20 to 2021-22
University of Toledo	OH	5	1	0	--
University of Utah	UT	3	6	6	100
University of Utah - Asia Campus	UT	1	0	0	--
University of Va's College at Wise	VA	4	8	16	300
University of Vermont & State Agricultural College	VT	14	17	14	0
University of Virginia	VA	403	569	628	55.8
University of Washington - Seattle	WA	7	10	8	14.3
University of West Florida	FL	1	3	2	100
University of Wisconsin- Green Bay	WI	0	0	1	--
University of Wisconsin - Eau Claire	WI	1	0	0	--
University of Wisconsin - La Crosse	WI	1	0	0	--
University of Wisconsin - Madison	WI	8	11	19	137.5
University of Wisconsin - Milwaukee	WI	2	1	2	0
University of Wisconsin - Oshkosh	WI	0	0	1	--
University of Wisconsin - Parkside	WI	0	1	0	--
University of Wisconsin - River Falls	WI	1	0	0	--
University of Wisconsin - Stout	WI	1	1	0	--
University of Wisconsin - Whitewater	WI	0	0	1	--
University of Wyoming	WY	2	1	0	--
Utah State University	UT	9	7	11	22.2
Utah Tech University	UT	0	1	1	--
Utah Valley University	UT	6	6	4	-33.3
Valdosta State University	GA	1	0	0	--
Valencia College	FL	10	8	6	-40
Vermont Technical College	VT	0	1	0	--
Virginia Commonwealth University	VA	964	954	1055	9.4
Virginia Military Institute	VA	10	14	15	50
Virginia Polytech & State Univ	VA	1130	1355	1254	11
Virginia State University	VA	30	41	32	6.7
Washburn University	KS	1	0	0	--
Washington State University	WA	4	2	3	-25
Wayne State University	MI	2	2	0	--
Weatherford College	TX	0	0	1	--
Weber State University	UT	3	2	2	-33.3

Public Four-Year Transfer Institution	State	2019-20	2020-21	2021-22	% Change 2019-20 to 2021-22
West Chester University	PA	1	5	0	--
West Liberty University	WV	1	0	0	--
West Texas A&M University	TX	2	1	1	-50
West Virginia Univ @ Parkersburg	WV	0	0	1	--
West Virginia University	WV	95	89	84	-11.6
Western Carolina University	NC	0	4	2	--
Western Colorado University	CO	0	1	0	--
Western Connecticut State University	CT	0	1	0	--
Western Kentucky University	KY	0	0	2	--
Western Michigan University	MI	1	2	1	0
Western Nevada College	NV	1	0	0	--
Western New Mexico University	NM	1	0	0	--
Western Oregon University	OR	1	0	0	--
Western Washington University	WA	0	1	2	--
Westfield State University	MA	0	1	0	--
Wichita State University	KS	3	2	0	--
William & Mary	VA	117	178	246	110.3
William Paterson University of New Jersey	NJ	1	2	0	--
Winston Salem State University	NC	1	1	4	300
Winthrop University	SC	0	0	3	--
Wright State University	OH	0	1	1	--
Youngstown State University	OH	3	0	3	0
<b>Total</b>		<b>9,540</b>	<b>10,332</b>	<b>10,942</b>	<b>14.7%</b>

Source: National Student Clearinghouse



## Appendix B

**Table B1. Number of NOVA Students Transferring into Private Four-Year Institutions:  
2019-20 through 2021-22**

Private Four-Year Transfer Institution	State	2019-20	2020-21	2021-22	% Change 2019-20 to 2021-22
A.T. Still University of Health Sciences	MO	0	1	0	
Academy Of Art University	CA	1	3	4	300
Adelphi University	NY	0	0	2	
Agnes Scott College	GA	0	1	0	
Albion College	MI	1	0	0	
Alderson Broaddus University	WV	7	0	3	-57.1
Allegheny College	PA	2	1	2	0
Alliance University - Manhattan Ug	NY	0	0	1	
Alvernia University	PA	2	0	0	
American Intercontinental University	IL	6	8	7	16.7
American National University	VA	1	0	0	
American Public University System	WV	91	106	64	-29.7
American Sentinel University	CO	3	1	0	
American University	DC	34	32	46	35.3
Amherst College	MA	1	1	3	200
Anderson University	SC	1	0	0	
Anna Maria College	MA	0	0	1	
Antioch University - New England	NH	1	0	0	
Arcadia University	PA	0	1	4	
Ashland University	OH	3	0	0	
Aspen University	AZ	0	3	4	
Atlantic University College	PR	1	0	0	
Augustana College	IL	1	0	0	
Augustana University	SD	1	0	0	
Aurora University	IL	0	1	0	
Ave Maria University	FL	0	1	8	
Averett University	VA	3	2	1	-66.7
Averett University - Non Trad	VA	1	2	0	
Azusa Pacific University- Undergraduate	CA	1	0	2	100
Baldwin Wallace University	OH	3	0	1	-66.7

Private Four-Year Transfer Institution	State	2019-20	2020-21	2021-22	% Change 2019-20 to 2021-22
Baptist Health System School of Health Professions	TX	2	0	0	
Bard College	NY	2	1	0	
Barnard College	NY	2	1	0	
Barry University	FL	3	1	4	33.3
Barton College	NC	1	1	0	
Bates College	ME	0	0	1	
Baylor University	TX	7	4	13	85.7
Belhaven University	MS	1	0	0	
Bellarmino University	KY	1	0	0	
Bellevue University	NE	9	4	5	-44.4
Belmont Abbey College	NC	1	0	3	200
Belmont University	TN	5	3	12	140
Beloit College	WI	0	1	0	
Benedictine College	KS	4	3	1	-75
Bentley University	MA	1	2	0	
Berea College	KY	0	0	1	
Berklee College of Music- The Boston Conservatory	MA	1	1	2	100
Berklee College of Music	MA	6	5	3	-50
Berklee College of Music - Online	MA	1	3	0	
Berry College	GA	0	1	2	
Bethany College	WV	0	1	1	
Bethune-Cookman University	FL	0	0	1	
Biola University	CA	0	0	1	
Bluefield University	VA	3	1	4	33.3
Bob Jones University	SC	0	0	1	
Boston Architectural College	MA	2	0	0	
Boston College	MA	4	3	9	125
Boston University	MA	12	14	16	33.3
Bowdoin College	ME	2	2	1	-50
Bradley University	IL	0	1	2	
Brandeis University	MA	1	3	2	100
Brevard College	NC	0	1	0	
Bridgewater College	VA	23	15	19	-17.4
Brigham Young University	UT	34	32	31	-8.8

Private Four-Year Transfer Institution	State	2019-20	2020-21	2021-22	% Change 2019-20 to 2021-22
Brigham Young University - Hawaii	HI	3	2	1	-66.7
Brigham Young University - Idaho	ID	7	4	5	-28.6
Brigham Young University - Idaho Online	ID	2	6	2	0
Brigham Young University - Idaho Spring/Fall	ID	10	6	8	-20
Brigham Young University -Idaho Winter/Spring	ID	3	10	4	33.3
Brown University	RI	6	8	9	50
Bryan College of Health Sciences	NE	0	0	1	
Bryant & Stratton College - Hampton	VA	2	0	0	
Bryant & Stratton College - Richmond	VA	4	2	2	-50
Bryant & Stratton College - Southtowns	NY	0	1	0	
Bryant & Stratton College - Va Beach	VA	1	0	0	
Bryant University	RI	0	2	2	
Bryn Mawr College	PA	1	0	4	300
Bucknell University	PA	4	2	6	50
Butler University	IN	2	2	0	
Cabrini University	PA	0	1	1	
California Baptist University -Undergrads	CA	1	2	2	100
California Institute of Technology	CA	2	0	0	
California Institute of The Arts	CA	0	1	0	
Calvin University	MI	1	3	1	0
Campbell University	NC	2	4	5	150
Campbellsville University	KY	0	1	0	
Canisius College	NY	1	0	0	
Capella University	MN	12	20	12	0
Caribbean University	PR	0	1	0	
Carleton College	MN	2	1	1	-50
Carlow University	PA	0	1	1	
Carnegie Mellon University	PA	8	15	20	150
Carroll University	WI	0	1	0	
Case Western Reserve University	OH	6	7	10	66.7
Catawba College	NC	0	1	0	
Cedar Crest College	PA	1	0	0	
Cedarville University	OH	2	0	4	100
Central Methodist University	MO	1	0	2	100

Private Four-Year Transfer Institution	State	2019-20	2020-21	2021-22	% Change 2019-20 to 2021-22
Central Penn College	PA	1	0	0	
Chamberlain University	IL	36	52	54	50
Chamberlain University - Grad	IL	1	1	1	0
Chaminade Univ Of Honolulu-Accelerated Ug Prgrm	HI	1	0	0	
Chaminade University of Honolulu	HI	0	1	1	
Champlain College	VT	1	3	6	500
Chapman University-Orange	CA	2	3	2	0
Charleston Southern University	SC	1	1	0	
Chatham University	PA	1	4	2	100
Chestnut Hill College	PA	2	0	0	
Chicago School of Prof Psych- College of Nursing	TX	0	0	1	
Chowan University	NC	0	2	0	
Claflin University	SC	0	1	0	
Claremont Mckenna College	CA	2	0	1	-50
Clark Atlanta University	GA	4	0	1	-75
Clark University	MA	0	1	1	
Clarke University	IA	1	0	0	
Clarkson University	NY	2	1	1	-50
Coker University	SC	0	0	1	
Colby College	ME	0	0	2	
Colby Sawyer College	NH	0	0	1	
Colgate University	NY	3	0	4	33.3
College For Creative Studies- Taubman Center	MI	1	0	0	
College of Mount Saint Vincent	NY	1	0	0	
College of Saint Mary	NE	1	0	0	
College of Saint Rose	NY	1	0	0	
College of St Scholastica	MN	1	1	0	
College of The Holy Cross	MA	1	2	0	
College of Wooster	OH	0	2	4	
Colorado Christian University	CO	1	1	3	200
Colorado College	CO	0	0	3	
Colorado Technical University	CO	13	9	16	23.1
Columbia College Adult 8wk Undergrad	MO	3	2	4	33.3
Columbia College Chicago	IL	7	5	4	-42.9

Private Four-Year Transfer Institution	State	2019-20	2020-21	2021-22	% Change 2019-20 to 2021-22
Columbia International University	SC	0	0	1	
Columbia Southern University	AL	13	10	5	-61.5
Columbia University	NY	8	10	11	37.5
Columbus College of Art & Design	OH	0	1	0	
Concordia University- Wisconsin	WI	0	1	2	
Concordia University	IL	1	0	0	
Concordia University - Ann Arbor	MI	0	1	0	
Concordia University Texas	TX	1	1	0	
Connecticut College	CT	1	1	0	
Cooper Union For Advancement of Science & Art	NY	0	1	0	
Cornell College	IA	0	0	1	
Cornell University	NY	11	17	34	209.1
Creighton University	NE	1	1	1	0
Creighton University - Medical	NE	1	0	0	
Culinary Institute of America	NY	10	6	4	-60
Culver Stockton College	MO	0	1	0	
D'youville University	NY	0	0	1	
Dallas Baptist University	TX	1	1	0	
Dallas Theological Seminary	TX	0	1	0	
Dartmouth College	NH	4	2	7	75
Davenport University	MI	0	0	1	
Davidson College	NC	1	3	5	400
Davis & Elkins College	WV	1	1	1	0
Delaware Valley University	PA	2	0	2	0
Denison University	OH	3	1	0	
Depaul University	IL	3	5	8	166.7
Depauw University	IN	0	1	0	
Desales University	PA	2	0	1	-50
Devry University	IL	12	13	7	-41.7
Dickinson College	PA	3	9	8	166.7
Dillard University	LA	1	1	0	
Doane University	NE	0	1	0	
Dominican University of California	CA	1	1	0	
Drake University	IA	0	0	1	

Private Four-Year Transfer Institution	State	2019-20	2020-21	2021-22	% Change 2019-20 to 2021-22
Drew University	NJ	0	1	0	
Drexel University	PA	10	15	11	10
Drexel University - Semester Programs	PA	0	0	1	
Drury University	MO	0	0	1	
Duke University	NC	10	11	25	150
Duke University - Kunshan		0	1	0	
Duquesne University	PA	5	3	6	20
East Texas Baptist University	TX	0	1	0	
Eastern Mennonite University	VA	6	4	5	-16.7
Eastern Nazarene College	MA	0	0	1	
Eastern University	PA	1	0	0	
Eckerd College	FL	5	1	3	-40
ECPI University- Culinary Inst Of Va- Newport News	VA	1	0	0	
ECPI University	VA	1	0	1	0
ECPI University - Charleston	SC	0	1	0	
ECPI University - Charlotte	NC	0	1	0	
ECPI University - Culinary Institute of Va	VA	2	2	0	
ECPI University - Greenville	SC	1	0	0	
ECPI University - Innsbrook	VA	0	1	1	
ECPI University - Manassas	VA	112	104	115	2.7
ECPI University - Newport News	VA	1	0	0	
ECPI University - Online	VA	8	11	8	0
ECPI University - Richmond South	VA	0	1	0	
ECPI University - Richmond West	VA	7	3	0	
ECPI University - Va Beach Health Sciences	VA	0	1	2	
ECPI University Newport News Health Science	VA	1	1	3	200
Edp University - Manati	PR	0	0	1	
Elizabethtown College	PA	2	0	2	0
Elmira College	NY	0	0	1	
Elon University	NC	10	17	15	50
Embry-Riddle Aeronautical Univ.-Worldwide Campus	FL	9	7	6	-33.3
Embry-Riddle Aeronautical University - Arizona	AZ	2	1	1	-50
Embry-Riddle Aeronautical University - Daytona	FL	11	15	8	-27.3
Emerson College	MA	3	8	5	66.7

Private Four-Year Transfer Institution	State	2019-20	2020-21	2021-22	% Change 2019-20 to 2021-22
Emmanuel University	GA	0	0	1	
Emory & Henry College	VA	0	4	4	
Emory University-Oxford	GA	2	2	4	100
Emory University	GA	2	7	4	100
Endicott College	MA	0	1	1	
Excelsior University	NY	4	10	6	50
Fairfield University	CT	1	0	1	0
Fairleigh Dickinson University - Teaneck	NJ	1	0	1	0
Ferrum College	VA	10	3	4	-60
Flagler College	FL	2	1	1	-50
Florida Institute of Technology	FL	3	13	6	100
Florida Memorial University	FL	1	0	0	
Florida Southern College	FL	1	2	3	200
Fordham University	NY	5	8	12	140
Franciscan University Distance Learning	OH	1	1	1	0
Franciscan University of Steubenville	OH	6	8	14	133.3
Franklin and Marshall College	OH	0	2	1	
Franklin University	OH	1	0	4	300
Full Sail University	FL	13	15	18	38.5
Furman University	SC	0	3	2	
Gallaudet University	DC	0	1	1	
Gannon University	PA	0	0	2	
Gardner-Webb University	NC	1	1	0	
Geneva College-Traditional	PA	0	2	0	
George Fox University	OR	0	1	1	
George Washington University	DC	158	166	163	3.2
Georgetown Univ - Grad School	DC	3	0	3	0
Georgetown University	DC	19	19	20	5.3
Georgetown University - Law School	DC	0	1	0	
Georgian Court University	NJ	0	0	1	
Gettysburg College	PA	2	5	2	0
Goddard College	VT	0	1	0	
Gonzaga University	WA	0	1	0	
Goodwin University	CT	0	1	0	

Private Four-Year Transfer Institution	State	2019-20	2020-21	2021-22	% Change 2019-20 to 2021-22
Gordon College	MA	0	0	2	
Goucher College	MD	2	0	1	-50
Grand Canyon University-Traditional	AZ	5	3	7	40
Grand Canyon University	AZ	26	20	25	-3.8
Greensboro College	NC	0	1	2	
Grinnell College	IA	2	0	1	-50
Grove City College	PA	3	0	3	0
Guilford College	NC	3	0	1	-66.7
Gwynedd Mercy University	PA	1	0	0	
Hamilton College	NY	1	0	2	100
Hamline University	MN	0	1	1	
Hampden-Sydney College	VA	6	2	8	33.3
Hampshire College	MA	0	1	0	
Hampton University	VA	9	11	8	-11.1
Hardin-Simmons University	TX	1	0	0	
Harding University	AR	0	3	0	
Harrisburg University of Science and Technology	PA	2	1	0	
Harvard Kennedy School of Government	MA	0	0	1	
Harvard University	MA	2	1	8	300
Harvard University - Continuing Ed	MA	3	7	5	66.7
Harvey Mudd College	CA	2	1	0	
Haverford College	PA	2	0	3	50
Hawaii Pacific University	HI	2	4	3	50
Heidelberg University	OH	0	0	1	
Herzing University-Birmingham	AL	0	1	0	
Herzing University-Madison	WI	0	1	2	
Herzing University-Minneapolis	MN	0	0	1	
High Point University	NC	11	12	9	-18.2
Hiram College	OH	0	0	1	
Hobart & William Smith Colleges	NY	2	1	1	-50
Hofstra University	NY	5	6	1	-80
Hollins University	VA	10	6	16	60
Holy Cross College	IN	1	0	2	100
Hood College	MD	1	4	5	400



Private Four-Year Transfer Institution	State	2019-20	2020-21	2021-22	% Change 2019-20 to 2021-22
Hope College	MI	0	0	1	
Houghton University	NY	0	0	1	
Houston Baptist University	TX	1	0	1	0
Howard University	DC	24	43	32	33.3
Huntingdon College	AL	1	0	0	
Husson University	ME	0	0	1	
Huston-Tillotson University	TX	0	1	0	
Illinois Institute of Technology	IL	0	2	3	
Immaculata University	PA	0	0	1	
Indiana Institute of Technology	IN	1	1	0	
Indiana Wesleyan -Aps Grads	IN	0	0	1	
Indiana Wesleyan University - Aps U/G	IN	0	1	0	
Inter American Univ of Puerto Rico- Metro Campus	PR	1	0	0	
Ithaca College	NY	7	3	1	-85.7
Jacksonville University	FL	1	1	1	0
John Brown University - Main Campus	AR	0	1	0	
Johns Hopkins University - Peabody Conser of Music	MD	0	0	2	
Johns Hopkins University - Public Health	MD	0	1	0	
Johns Hopkins University Arts Sciences Engineering	MD	10	17	11	10
Johns Hopkins University Carey Business School	MD	2	1	0	
Johnson & Wales- Charlotte	NC	10	2	8	-20
Johnson & Wales- Denver	CO	1	0	0	
Johnson & Wales- Harborside	RI	1	1	0	
Johnson & Wales University	RI	6	2	2	-66.7
Johnson C. Smith University	NC	0	2	0	
Juniata College	PA	4	3	6	50
Kalamazoo College	MI	0	2	2	
Kentucky Wesleyan College	KY	1	0	1	0
Kenyon College	KY	0	1	4	
King's College	PA	1	0	0	
King University	TN	1	1	1	0
Knox College	IL	0	1	0	
La Roche University	PA	1	0	0	
La Salle University	PA	3	0	3	0

Private Four-Year Transfer Institution	State	2019-20	2020-21	2021-22	% Change 2019-20 to 2021-22
Lafayette College	PA	2	4	2	0
Lake Erie College	OH	1	0	0	
Lake Forest College	IL	0	0	1	
Lakeview College of Nursing	IL	0	0	1	
Landmark College	VT	2	3	1	-50
Lane College	TN	0	0	1	
Lawrence University	WI	1	0	0	
Lebanon Valley College	PA	1	0	2	100
Lee University	TN	1	0	2	100
Lees-Mcrae College	NC	0	1	1	
Lehigh University	PA	2	6	8	300
Lesley University	MA	0	3	1	
Letourneau University	TX	1	0	1	0
Lewis & Clark College of Arts & Sciences	OR	0	1	1	
Lewis University	IL	0	0	1	
Liberty University	VA	164	203	194	18.3
Life University	GA	2	0	0	
Lim College	NY	4	3	1	-75
Limestone University	SC	1	0	4	300
Lincoln Memorial University	TN	1	0	0	
Lindenwood University	MO	1	1	0	
Lipscomb University	TN	1	2	0	
Livingstone College	NC	0	0	1	
Logan University	MO	2	0	0	
Long Island University	NY	2	1	5	150
Los Angeles College of Music	CA	1	1	1	0
Los Angeles Pacific University	CA	0	1	0	
Loyola Marymount University	CA	2	3	3	50
Loyola University Chicago	IL	1	4	5	400
Loyola University in New Orleans	LA	2	3	0	
Loyola University Maryland	MD	3	3	8	166.7
Lynn University	FL	3	0	3	0
Maharishi International University	IA	0	2	1	
Manhattan College	NY	2	0	1	-50

Private Four-Year Transfer Institution	State	2019-20	2020-21	2021-22	% Change 2019-20 to 2021-22
Manhattan School of Music	NY	1	0	0	
Marian University	IN	1	0	0	
Marietta College	OH	0	0	1	
Marist College	NY	2	2	4	100
Marquette University	WI	2	0	1	-50
Mars Hill University	NC	0	0	1	
Mary Baldwin University	VA	1	13	9	800
Maryland Institute College of Art	MD	1	2	1	0
Maryland University of Integrative Health	MD	1	0	1	0
Marymount Manhattan College	NY	0	1	1	
Marymount University	VA	160	162	127	-20.6
Maryville University	MO	2	6	2	0
Marywood University	PA	0	1	0	
Massachusetts Institute of Technology	MA	7	3	4	-42.9
Mcdaniel College	MD	3	2	6	100
Mckendree University	IL	1	0	0	
Mcperson College	KS	1	1	0	
Medaille University	NY	0	0	1	
Mercer University	GA	0	0	3	
Mercer University Atlanta	GA	0	1	0	
Mercy College	NY	2	1	1	-50
Mercy College of Ohio	OH	0	0	1	
Mercyhurst University	PA	1	3	0	
Meredith College	NC	1	0	2	100
Merrimack College	MA	0	2	1	
Messiah University	PA	0	5	3	
Methodist University	NC	2	0	0	
Mgh Institute of Health Professions	MA	1	0	0	
Middlebury College	VT	0	2	2	
Miles College	AL	1	0	0	
Milligan University	TN	1	0	0	
Millsaps College	MS	1	0	0	
Misericordia University	PA	0	1	1	
Missouri Valley College	MO	0	0	1	

Private Four-Year Transfer Institution	State	2019-20	2020-21	2021-22	% Change 2019-20 to 2021-22
Monmouth University	NJ	0	2	2	
Monroe College	NY	0	1	0	
Monroe College - New Rochelle	NY	1	1	2	100
Montreat College	NC	1	0	0	
Moody Bible Institute	IL	1	0	0	
Moore College of Art and Design	PA	0	0	2	
Moravian University	PA	0	1	0	
Morehouse College	GA	1	10	1	0
Morehouse School of Medicine	GA	1	0	0	
Mount Aloysius College	PA	0	2	0	
Mount Holyoke College	MA	0	3	4	
Mount St Mary's University	MD	12	7	5	-58.3
Muhlenberg College	PA	5	0	2	-60
Musicians Institute	CA	1	1	2	100
National University	CA	7	10	6	-14.3
National University College- Ftc Kissimmee	FL	0	1	1	
National University College- Online	PR	0	1	0	
Nazareth College of Rochester	NY	0	1	0	
Neumann University	PA	0	0	1	
New England College- Manchester	NH	1	0	0	
New England Institute of Technology	RI	1	0	0	
New York Institute of Technology- Old Westbury	NY	1	1	1	0
New York School of Interior Design	NY	0	0	1	
New York University	NY	9	28	29	222.2
Newberry College	SC	0	1	1	
North Carolina Wesleyan College	NC	2	0	2	0
North Greenville University	SC	0	1	0	
Northcentral University	CA	1	1	0	
Northeastern University	MA	9	11	27	200
Northwestern University	IL	2	5	5	150
Northwood University	MI	1	0	1	0
Norwich University	VT	3	2	3	0
Notre Dame College of Ohio-Undergraduates	OH	0	1	0	
Notre Dame Of Maryland University	MD	1	0	0	

Private Four-Year Transfer Institution	State	2019-20	2020-21	2021-22	% Change 2019-20 to 2021-22
Nova Southeastern University	FL	4	3	3	-25
Oakwood University	AL	1	0	0	
Oberlin College	OH	1	5	1	0
Occidental College	CA	1	0	0	
Ohio Dominican University	OH	1	0	0	
Ohio Northern University	OH	0	1	1	
Ohio Wesleyan University	OH	1	1	1	0
Oklahoma Christian University	OK	1	0	1	0
Oklahoma City University	OK	0	0	1	
Oral Roberts University	OK	0	0	3	
Otterbein University	OH	0	1	0	
Our Lady Of The Lake University of San Antonio	TX	1	1	0	
Pace University	NY	1	6	6	500
Pace University - Pleasantville	NY	1	0	1	0
Pacifica Graduate Institute	CA	0	1	0	
Palm Beach Atlantic University	FL	1	0	1	0
Park University	MO	2	2	3	50
Parker University	TX	0	0	1	
Paul Quinn College	TX	0	0	1	
Paul Smith's College	NY	2	0	2	0
Pennsylvania Academy of The Fine Arts	PA	1	0	0	
Pennsylvania College of Health Sciences	PA	1	1	0	
Pepperdine University	CA	0	3	3	
Piedmont University	GA	0	0	1	
Point Loma Nazarene University	CA	0	2	0	
Point Park University	PA	3	2	4	33.3
Pontifical Catholic University of Puerto Rico	PR	0	1	0	
Post University	CT	1	0	0	
Post University - Accelerated Degree	CT	2	2	8	300
Post University - American Sentinel	CT	0	0	2	
Pratt Institute	NY	3	4	4	33.3
Presbyterian College	SC	0	0	2	
Princeton University	NJ	3	7	2	-33.3
Providence College	RI	0	3	0	

Private Four-Year Transfer Institution	State	2019-20	2020-21	2021-22	% Change 2019-20 to 2021-22
Queens University of Charlotte	NC	0	2	0	
Quincy University	IL	0	0	1	
Quinnipiac University	CT	0	2	4	
Randolph-Macon College	VA	9	15	7	-22.2
Randolph College	VA	5	3	6	20
Rasmussen University - Land O' Lakes	FL	1	0	0	
Rasmussen University - Ocala	FL	3	2	2	-33.3
Reed College	OR	2	1	2	0
Regent University	VA	16	27	13	-18.8
Regis College	MA	1	0	0	
Regis University-Semesters	CO	0	1	0	
Rensselaer Polytechnic Institute	NY	7	5	6	-14.3
Rhode Island School of Design	RI	0	1	2	
Rhodes College	TN	3	0	2	-33.3
Rice University	TX	1	2	3	200
Rider University	NJ	1	0	1	0
Ringling College of Art and Design	FL	3	1	4	33.3
Riverside College of Health Careers	VA	1	0	0	
Rivier University	NH	0	1	0	
Roanoke College	VA	11	21	11	0
Robert Morris University	PA	2	0	0	
Roberts Wesleyan College	NY	1	0	0	
Rochester Institute of Technology	NY	14	3	8	-42.9
Rockford University	IL	1	0	0	
Rocky Mountain College	MT	2	0	1	-50
Rocky Mountain College of Art & Design	CO	2	0	1	-50
Roger Williams University	RI	1	0	0	
Rollins College	FL	1	1	3	200
Rose-Hulman Institute of Technology	IN	2	3	3	50
Rosemont College	PA	0	1	1	
Sacred Heart University	CT	0	1	0	
Saint Anselm College	NH	0	1	0	
Saint Francis University	PA	0	2	3	
Saint John's University	NY	1	1	4	300

Private Four-Year Transfer Institution	State	2019-20	2020-21	2021-22	% Change 2019-20 to 2021-22
Saint Johns University	MN	0	1	0	
Saint Joseph's College of Maine	ME	3	0	1	-66.7
Saint Leo University	FL	2	5	4	100
Saint Louis University	MO	2	3	3	50
Saint Martin's University	WA	0	0	1	
Saint Michaels College	VT	1	1	0	
Saint Peter's University	NJ	1	0	0	
Saint Vincent College	PA	0	1	1	
Salem College-Undergrads	NC	1	0	1	0
Salus University	PA	0	0	1	
Salve Regina University	RI	1	0	0	
Samford University	AL	0	2	1	
Santa Clara University	CA	0	0	1	
Sarah Lawrence College	NY	0	2	4	
Savannah College of Art and Design	GA	15	14	19	26.7
School of The Art Institute of Chicago	IL	3	1	2	-33.3
School of Visual Arts	NY	1	1	0	
Scripps College	CA	1	0	0	
Seattle Pacific University	WA	1	1	0	
Seattle University	WA	0	1	0	
Sentara College of Health Sciences	VA	0	1	3	
Seton Hall University	NJ	2	3	4	100
Seton Hill University	PA	1	1	1	0
Shaw University	NC	0	0	2	
Shenandoah University	VA	170	85	62	-63.5
Siena College	NY	0	1	0	
Siena Heights University	MI	1	1	0	
Skidmore College	NY	0	0	1	
Smith College	MA	3	0	1	-66.7
South College	TN	2	2	1	-50
Southeastern Baptist Theological Sem	NC	1	0	0	
Southeastern University	FL	3	6	3	0
Southern Baptist Theological Seminary	KY	0	0	1	
Southern California Institute of Architecture	CA	0	1	0	

Private Four-Year Transfer Institution	State	2019-20	2020-21	2021-22	% Change 2019-20 to 2021-22
Southern Methodist University	TX	2	0	1	-50
Southern New Hampshire-09 week	NH	51	77	70	37.3
Southern New Hampshire-10 week	NH	4	1	0	
Southern New Hampshire-15 week	NH	2	0	2	0
Southern New Hampshire University	NH	2	0	2	0
Southwestern Adventist University	TX	0	0	3	
Southwestern Assemblies of God University	TX	0	0	1	
Southwestern College Kansas	KS	1	0	0	
Spelman College	GA	5	7	9	80
Spring Hill College	AL	0	2	0	
Springfield College	MA	0	0	1	
St Ambrose University	IA	0	0	1	
St Bonaventure University	NY	0	1	1	
St Catherine University	MN	0	1	0	
St Francis College	NY	1	2	0	
St John's College	NM	1	1	0	
St John's College Undergrads	MD	1	2	2	100
St John Fisher University	NY	1	0	0	
St Joseph's College - Suffolk	NY	1	0	0	
St Joseph's University- Brooklyn	NY	0	0	1	
St Joseph's University	PA	0	1	9	
St Lawrence University	NY	0	1	0	
St Mary's College of California	CA	0	0	1	
St Mary's Univ--Minneapolis	MN	1	0	0	
St Thomas University	FL	0	1	1	
St. Mary's University	TX	0	0	1	
St. Olaf College	MN	1	1	1	0
Stanford University	CA	0	3	8	
Stephens College	MO	0	0	1	
Sterling College	KS	0	1	0	
Stetson University	FL	2	0	1	-50
Stevens-Henager - Independence University	UT	5	1	0	
Stevens-Henager Ogden	UT	0	5	0	
Stevens Institute of Technology	NJ	5	2	1	-80



Private Four-Year Transfer Institution	State	2019-20	2020-21	2021-22	% Change 2019-20 to 2021-22
Stevenson University	MD	4	4	6	50
Strayer University- Washington	DC	151	105	67	-55.6
Suffolk University Boston	MA	1	0	1	0
Susquehanna University	PA	1	2	1	0
Swarthmore College	PA	0	1	1	
Sweet Briar College	VA	5	3	5	0
Syracuse University	NY	22	15	20	-9.1
Teachers College Columbia University	NY	0	0	1	
Tennessee Wesleyan University	TN	1	0	0	
Texas Christian University	TX	5	3	6	20
Texas College	TX	0	0	1	
Texas Wesleyan University	TX	0	0	1	
The Catholic University of America	DC	17	14	16	-5.9
The Chicago School of Professional Psychology	CA	0	2	1	
The King's College	NY	0	1	0	
The Master's University	CA	0	0	2	
The New School	NY	5	6	3	-40
The University of Arizona Global Campus	AZ	29	16	21	-27.6
The University of The South	TN	1	2	2	100
The University of Tulsa	OK	0	1	0	
Thomas Aquinas College- New England	MA	0	1	0	
Thomas Aquinas College	CA	1	0	0	
Thomas Jefferson University- East Falls Campus	PA	1	0	3	200
Tiffin University	OH	1	0	0	
Trevecca Nazarene Uni Non-Trad	TN	0	0	1	
Trevecca Nazarene University	TN	0	1	0	
Trident University International	CA	2	0	0	
Trinity International University Law School	CA	0	0	1	
Trinity Washington University	DC	8	5	4	-50
Trocaire College	NY	0	1	1	
Tufts University	MA	1	4	7	600
Tulane University	LA	3	2	6	100
Tusculum University	TN	0	0	1	
Tuskegee University	AL	2	2	2	0

Private Four-Year Transfer Institution	State	2019-20	2020-21	2021-22	% Change 2019-20 to 2021-22
Union College	NY	1	0	1	0
Union College	KY	1	0	1	0
Union University	TN	0	0	1	
Unity Environmental University	ME	1	2	0	
Univ Of New England-Online Grad	ME	0	0	1	
Univ Of St Augustine Hlth Sciences- St Augustine	FL	0	1	0	
Universidad Ana G. Mendez Recinto De Carolina	PR	1	0	0	
Universidad Ana G. Mendez Recinto De Cupey	PR	1	1	0	
University of Arkansas Grantham	AR	5	1	0	
University of Bridgeport	CT	0	2	1	
University of Charleston	WV	0	3	1	
University of Chicago	IL	6	4	10	66.7
University of Dallas	TX	2	2	2	0
University of Dayton	OH	0	2	1	
University of Denver - Colorado	CO	2	2	4	100
University of Evansville	IN	0	1	0	
University of Hartford	CT	1	1	0	
University of La Verne Sem Traditional	CA	1	2	0	
University of Lynchburg	VA	15	22	18	20
University of Mary	ND	0	1	0	
University of Massachusetts Global	CA	0	1	0	
University of Miami	FL	11	13	25	127.3
University of Mount Olive	NC	0	0	1	
University of Mount Union	OH	0	2	1	
University of New England	ME	0	1	0	
University of New England Non-Matric	ME	1	1	0	
University of New Haven-Semesters	CT	1	0	2	100
University of Northwestern Ohio - Coll of Tech	OH	3	2	1	-66.7
University of Pennsylvania	PA	4	13	9	125
University of Phoenix	AZ	34	32	32	-5.9
University of Pikeville	KY	0	0	1	
University of Providence	MT	0	1	0	

Private Four-Year Transfer Institution	State	2019-20	2020-21	2021-22	% Change 2019-20 to 2021-22
University of Puget Sound	WA	3	1	0	
University of Redlands - Degree Seeking	CA	1	0	0	
University of Richmond	VA	12	14	11	-8.3
University of Rochester	NY	5	4	7	40
University of Saint Francis	IN	1	0	0	
University of Saint Joseph	CT	1	0	0	
University of San Diego	CA	3	5	1	-66.7
University of San Francisco	CA	2	2	1	-50
University of Scranton	PA	0	2	1	
University of Southern California	CA	5	11	15	200
University of St Thomas	TX	1	0	0	
University of Tampa	FL	15	14	16	6.7
University of The Arts	PA	1	3	0	
University of The Cumberland	KY	0	1	1	
University of The Incarnate Word	TX	4	0	0	
University of The Pacific	CA	0	0	1	
University of The Sciences	PA	2	0	1	-50
University of Valley Forge	PA	2	0	0	
University of Western States	OR	0	0	1	
Upper Iowa University	IA	2	0	2	0
Ursinus College	PA	1	4	1	0
Utica University	NY	0	1	0	
Vanderbilt University	TN	5	3	5	0
Vanguard University of Southern California	CA	0	1	0	
Vassar College	NY	1	1	2	100
Villanova University	PA	4	6	8	100
Virginia Union University	VA	7	1	0	
Virginia Wesleyan University	VA	12	10	19	58.3
Wabash College	IN	0	1	0	
Wagner College	NY	2	1	0	
Wake Forest University	NC	3	3	5	66.7
Walden University	MN	10	6	5	-50
Walden University - Cbl	MN	0	1	1	
Waldorf University Track 2	IA	3	0	0	

Private Four-Year Transfer Institution	State	2019-20	2020-21	2021-22	% Change 2019-20 to 2021-22
Walla Walla University	WA	0	0	1	
Walsh College	MI	0	0	1	
Warren Wilson College	NC	1	1	4	300
Washington & Jefferson College	PA	2	3	0	
Washington Adventist University	MD	0	2	3	
Washington And Lee University	VA	0	2	5	
Washington College	MD	2	3	5	150
Washington University	MO	2	3	6	200
Wayland Baptist University-External Campus	TX	1	0	0	
Wayland Baptist University - Main Campus	TX	0	0	1	
Webber International University- St Andrews Univ	NC	0	0	1	
Webster University Semester	MO	0	2	1	
Webster University Terms	MO	0	0	1	
Wellesley College	MA	0	1	0	
Wesley Theological Seminary	DC	1	0	0	
Wesleyan University	CT	4	2	2	-50
West Coast University- Anaheim	CA	1	1	0	
West Coast University- Dallas	TX	0	1	0	
West Coast University- North Hollywood	CA	1	0	0	
West Virginia Wesleyan College	WV	1	3	1	0
Western Governors University	UT	112	128	127	13.4
Western University of Health Sciences	CA	0	1	0	
Westminster College	PA	0	2	1	
Westmont College	CA	2	0	0	
Wheaton College	IL	3	3	3	0
Wheeling University	WV	1	1	1	0
Whitman College	WA	0	1	0	
Widener University	PA	0	1	0	
Wilkes University	PA	0	1	0	
Willamette University	OR	0	0	1	
William Carey University	MS	0	1	1	
William Jessup University	CA	0	0	1	
William Penn University	IA	1	0	0	
Williams College	MA	1	1	1	0

Private Four-Year Transfer Institution	State	2019-20	2020-21	2021-22	% Change 2019-20 to 2021-22
Wilmington University	DE	4	4	8	100
Wilson College	PA	0	1	2	
Wingate University	NC	1	2	0	
Wittenberg University	OH	1	0	0	
Wofford College	SC	0	2	0	
Worcester Polytechnic Institute	MA	1	2	3	200
Xavier University	OH	3	5	4	33.3
Xavier University of Louisiana	LA	0	1	4	
Yale University	CT	5	2	11	120
Yeshiva University	NY	1	1	0	
York College of Pennsylvania	PA	6	5	6	0
<b>Total</b>		<b>2,645</b>	<b>2,709</b>	<b>2,772</b>	<b>4.8%</b>

Source: National Student Clearinghouse

# **INSPIRING EXCELLENCE – A BOLD BLUEPRINT FOR STUDENT SUCCESS: 2023 - 2026**

## **NOVA MISSION**

Northern Virginia Community College provides equitable access to affordable and exceptional higher education and workforce programs, transforming the lives of our students and advancing opportunity in our community.

## **STRATEGIC PLAN GOALS<sup>1</sup>**

**Inspiring Excellence: A Bold Blueprint for Student Success** centers the dreams, talent, and dedication of our amazing students. NOVA's strategic plan delivers on the needs, objectives and expectations of families, employers, our region, and the Commonwealth. And it builds on the expertise, contributions and commitment of our extraordinary faculty and staff. As its name underscores, Inspiring Excellence provides our college with a blueprint for achieving our mission of transforming the lives of our students and advancing opportunity in our community, showing just why we are boldly – and proudly – NOVA. Our strategic plan is grounded in goals worth working for, goals directly related to the reason we are all here: our students.

### **GOAL 1: Access**

- Equitable access to high-demand, high-wage programs

### **GOAL 2: Retention**

- Timely college-level course success

### **GOAL 3: Completion**

- Timely degree completion for full- and part-time students

### **GOAL 4: Transfer**

- Transfer success for associate degree recipients

### **GOAL 5: Employment**

- Prepare students for high-demand, high-wage careers.

---

<sup>1</sup> Source: <https://www.nvcc.edu/about/mission/strategic-plan.html>