

RESEARCH BRIEF

60-15

August 2015

Types of Dual Enrolled Students by Campus: Fall 2011 through Fall 2014

This Research Brief presents the number of Dual Enrolled (DE) students by type of DE plan, semester, and campus for Fall 2011 through Fall 2014 at NOVA. DE students at NOVA enroll in one of the following four DE plans:

1. **Dual Credit Students** are high school or home-schooled students enrolled in college credit classes who receive both college credit and high school credit towards their secondary school requirements for graduation. Dual Credit students can take college credit classes either on a college campus or at their high school in a contract DE class.
2. **Concurrently Enrolled Students** are high school or home-schooled students enrolled in college credit classes; however, these students are receiving only college credit for the classes they take; no high school credit is awarded. Concurrently enrolled students take college credit classes on the college campus or through the Extended Learning Institute (ELI).
3. **Combination Enrolled Students** are students who are still enrolled in high school and who are taking one or more courses for which they will receive both college and high school credit (dual credit) AND one or more courses for which they will receive only college credit.
4. **Adult Dual Enrolled Students** are adult students (21 years of age and older) who are enrolled in an alternative high school program. This does not include students enrolled in GED programs.

Table 1 and Figure 1 (next page) display Dual Enrollment by plan for Fall 2011 through Fall 2014. As can be seen in the table and figure, the number of Dual Credit Students more than doubled from Fall 2011 (1,004 students) to Fall 2014 (2,324 students).

Table 1. Dual Enrollment by Plan: Fall 2011 through Fall 2014

Plan	Fall 2011		Spring 2012		Fall 2012		Spring 2013		Fall 2013		Spring 2014		Fall 2014	
	#	%	#	%	#	%	#	%	#	%	#	%	#	%
Dual Credit	1,004	66.7	1,416	80.9	1,007	76.5	1,688	82.9	1,379	80.1	1,957	82.9	2,324	84.4
Concurrently Enrolled	331	22.0	209	11.9	212	16.1	214	10.5	210	12.2	222	9.4	238	8.6
Combination Enrolled	154	10.2	117	6.7	94	7.1	125	6.1	126	7.3	155	6.6	190	6.9
Adult DE	16	1.1	9	0.5	4	0.3	10	0.5	6	0.3	26	1.1	3	0.1
Total	1,505	100.0	1,751	100.0	1,317	100.0	2,037	100.0	1,721	100.0	2,360	100.0	2,755	100.0

Source: IRIS data.

Figure 1. Dual Enrollment by Plan: Fall 2011 through Fall 2014

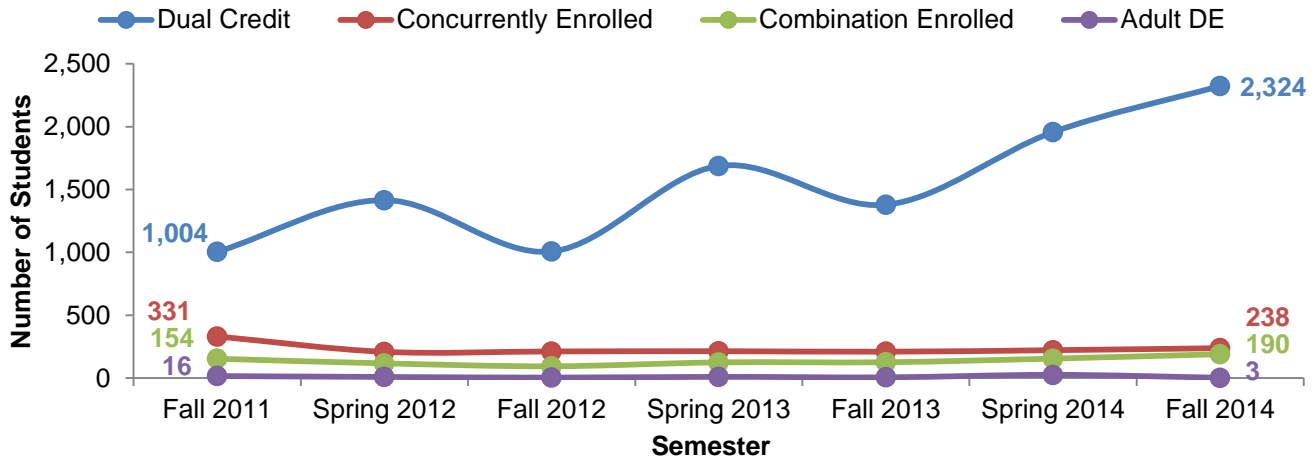


Table 2 and Figure 2 present Dual Enrollment at NOVA in Fall 2011 by DE plan and campus. The largest number of Dual Credit students was at the Manassas Campus (293). The highest number of Concurrently Enrolled students was at the Loudoun Campus (101). In Fall 2011, two campuses had Adult DE students: Alexandria (11) and Annandale (5).

Table 2. Dual Enrollment by Plan and Campus: Fall 2011

Plan	AL		AN		LO		MA		MEC		WO		Total	
	#	%	#	%	#	%	#	%	#	%	#	%	#	%
Dual Credit	220	79.4	185	56.9	203	58.7	293	78.1	9	56.3	94	56.6	1,004	66.7
Concurrently Enrolled	25	9.0	96	29.5	101	29.2	51	13.6	4	25.0	54	32.5	331	22.0
Combination Enrolled	21	7.6	39	12.0	42	12.1	31	8.3	3	18.8	18	10.8	154	10.2
Adult DE	11	4.0	5	1.5	0	0.0	0	0.0	0	0.0	0	0.0	16	1.1
Total	277	100.0	325	100.0	346	100.0	375	100.0	16	100.0	166	100.0	1,505	100.0

Source: IRIS data.

Figure 2. Dual Enrollment by Plan and Campus: Fall 2011

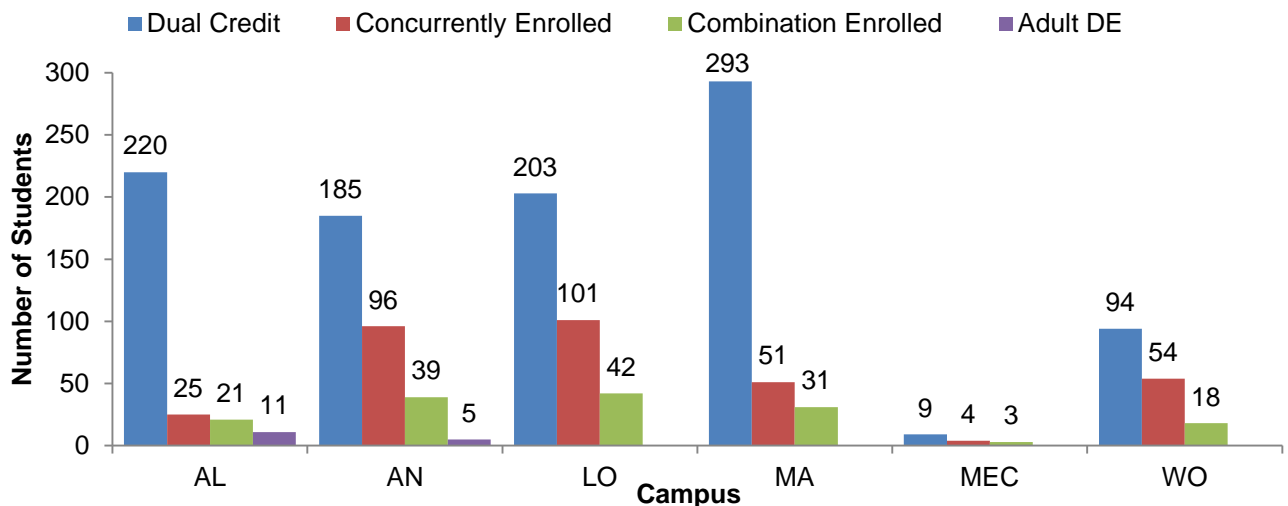


Table 3 and Figure 3 present Dual Enrollment at NOVA in Spring 2012 by DE plan and campus. The largest number of Dual Credit students was at the Alexandria Campus (425). The highest numbers of Concurrently Enrolled students were at the Annandale Campus (69) and the Loudoun Campus (68). In Spring 2012, there were Adult DE students at four of the six campuses (Alexandria, Annandale, Loudoun, and MEC).

Table 3. Dual Enrollment by Plan and Campus: Spring 2012

Plan	AL		AN		LO		MA		MEC		WO		Total	
	#	%	#	%	#	%	#	%	#	%	#	%	#	%
Dual Credit	425	92.6	164	64.3	362	75.4	343	89.3	18	75.0	104	69.8	1,416	80.9
Concurrently Enrolled	15	3.3	69	27.1	68	14.2	25	6.5	1	4.2	31	20.8	209	11.9
Combination Enrolled	13	2.8	21	8.2	49	10.2	16	4.2	4	16.7	14	9.4	117	6.7
Adult DE	6	1.3	1	0.4	1	0.2	0	0	1	4.2	0	0.0	9	0.5
Total	459	100.0	255	100.0	480	100	384	100	24	100.0	149	100.0	1,751	100.0

Source: IRIS data.

Figure 3. Dual Enrollment by Plan and Campus: Spring 2012

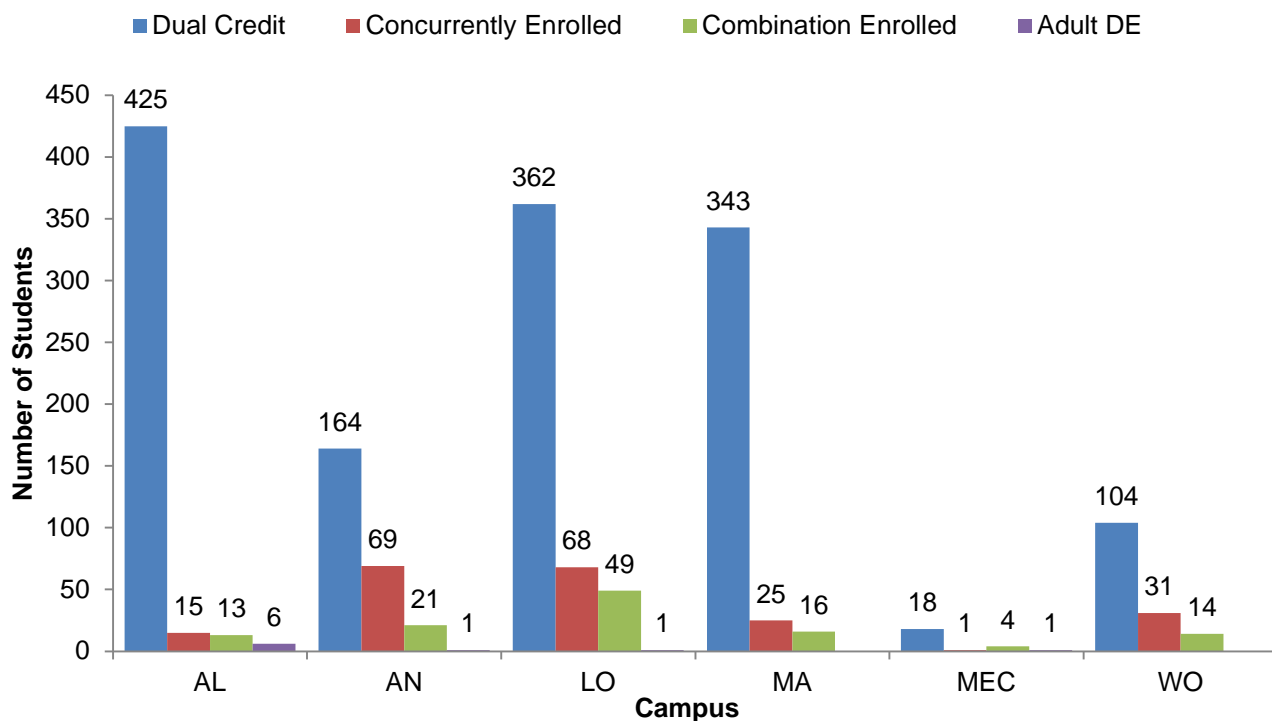


Table 4 and Figure 4 present Dual Enrollment at NOVA in Fall 2012 by DE plan and campus. The largest number of Dual Credit students was at the Manassas Campus (235). The highest numbers of DE students earning college credit concurrently while in high school (not receiving high school credit) were at the Annandale Campus (67) and the Loudoun Campus (58). In Fall 2012, there were Adult DE students at two of the six campuses (Annandale and Loudoun).

Table 4. Dual Enrollment by Plan and Campus: Fall 2012

Plan	AL		AN		LO		MA		MEC		WO		Total	
	#	%	#	%	#	%	#	%	#	%	#	%	#	%
Dual Credit	219	88.0	222	70.9	230	72.3	235	77.6	1	50.0	100	75.8	1,007	76.5
Concurrently Enrolled	18	7.2	67	21.4	58	18.2	48	15.8	0	0.0	21	15.9	212	16.1
Combination Enrolled	12	4.8	21	6.7	29	9.1	20	6.6	1	50.0	11	8.3	94	7.1
Adult DE	0	0.0	3	1.0	1	0.3	0	0.0	0	0.0	0	0.0	4	0.3
Total	249	100.0	313	100.0	318	100.0	303	100.0	2	100.0	132	100.0	1,317	100.0

Source: IRIS data.

Figure 4. Dual Enrollment by Plan and Campus: Fall 2012

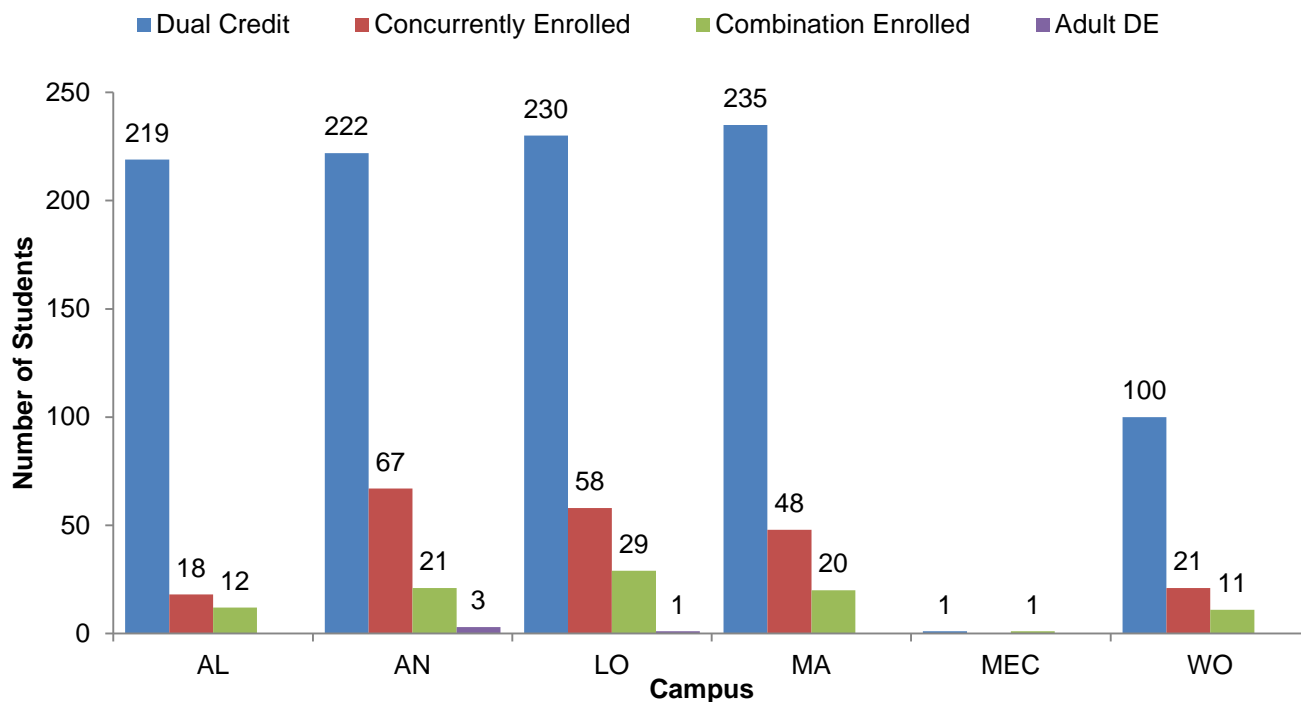


Table 5 and Figure 5 present Dual Enrollment at NOVA in Spring 2013 by DE plan and campus. The largest number of Dual Credit students was at the Alexandria Campus (495). The highest numbers of Concurrently Enrolled students were at the Annandale Campus (63) and the Loudoun Campus (60). In Spring 2013, there were Adult DE students at three of the six campuses (Alexandria, Annandale, and Loudoun).

Table 5. Dual Enrollment by Plan and Campus: Spring 2013

Plan	AL		AN		LO		MA		MEC		WO		Total	
	#	%	#	%	#	%	#	%	#	%	#	%	#	%
Dual Credit	495	91.3	285	76.0	462	82.5	328	82.0	6	54.5	112	75.2	1,688	82.9
Concurrently Enrolled	18	3.3	63	16.8	60	10.7	49	12.3	0	0.0	24	16.1	214	10.5
Combination Enrolled	24	4.4	23	6.1	37	6.6	23	5.8	5	45.5	13	8.7	125	6.1
Adult DE	5	0.9	4	1.1	1	0.2	0	0.0	0	0.0	0	0.0	10	0.5
Total	542	100.0	375	100.0	560	100.0	400	100.0	11	100.0	149	100.0	2,037	100.0

Source: IRIS data.

Figure 5. Dual Enrollment by Plan and Campus: Spring 2013

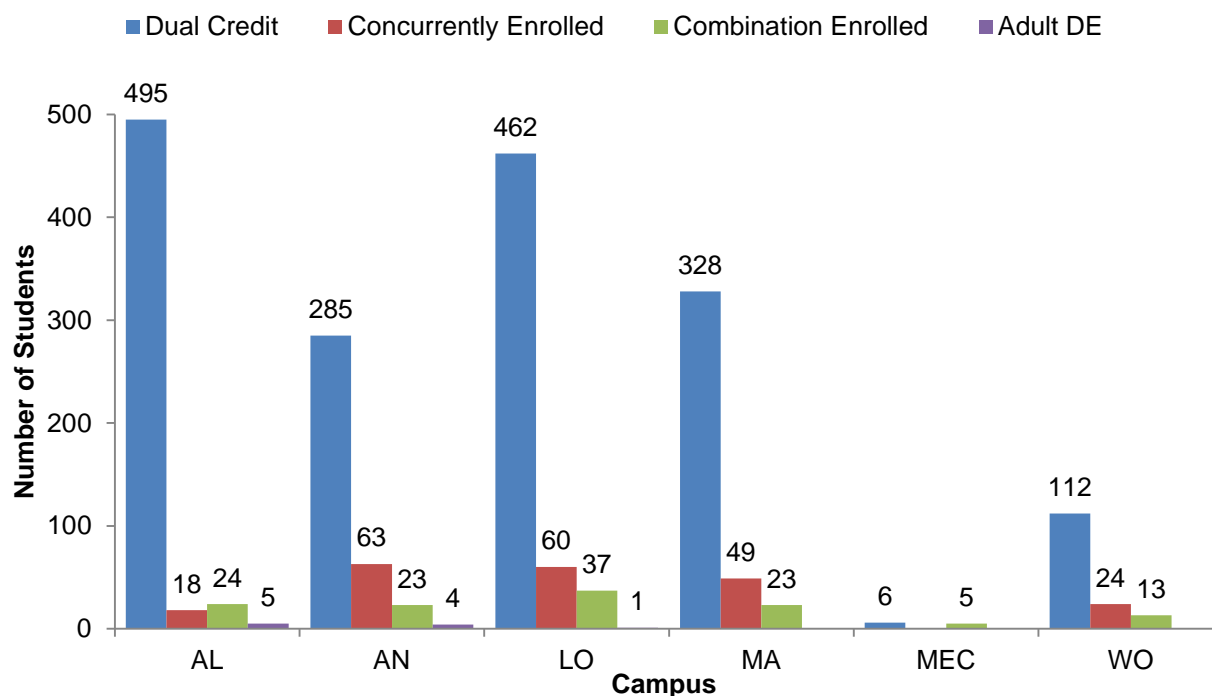


Table 6 and Figure 6 present Dual Enrollment at NOVA in Fall 2013 by DE plan and campus. The largest number of Dual Credit students was at the Loudoun Campus (441). The highest numbers of Concurrently Enrolled students were at the Annandale Campus (61) and the Loudoun Campus (59). In Fall 2013, there were Adult DE students at two campuses: Alexandria and Annandale.

Table 6. Dual Enrollment by Plan and Campus: Fall 2013

Plan	AL		AN		LO		MA		MEC		WO		Total	
	#	%	#	%	#	%	#	%	#	%	#	%	#	%
Dual Credit	306	86.2	255	73.7	441	82.4	243	76.7	6	66.7	128	80.5	1,379	80.1
Concurrently Enrolled	17	4.8	61	17.6	59	11.0	50	15.8	2	22.2	21	13.2	210	12.2
Combination Enrolled	28	7.9	28	8.1	35	6.5	24	7.6	1	11.1	10	6.3	126	7.3
Adult DE	4	1.1	2	0.6	0	0.0	0	0.0	0	0.0	0	0.0	6	0.3
Total	355	100.0	346	100.0	535	100.0	317	100.0	9	100.0	159	100.0	1,721	100.0

Source: IRIS data.

Figure 6. Dual Enrollment by Plan and Campus: Fall 2013

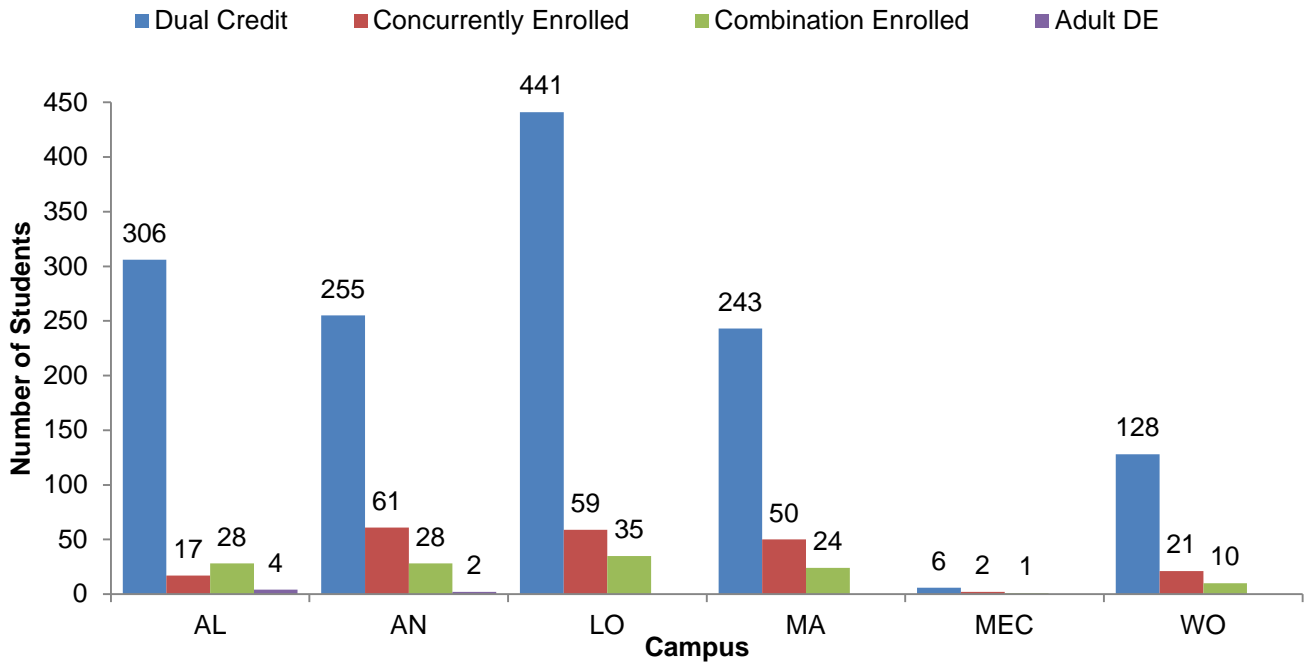


Table 7 and Figure 7 present Dual Enrollment at NOVA in Spring 2014 by DE plan and campus. The largest number of Dual Credit students was at the Loudoun Campus (606). The highest numbers Concurrently Enrolled students were at the Annandale Campus (65) and the Loudoun Campus (65). In Spring 2014, there were Adult DE students at three campuses: Alexandria, Annandale, and Loudoun.

Table 7. Dual Enrollment by Plan and Campus: Spring 2014

Plan	AL		AN		LO		MA		MEC		WO		Total	
	#	%	#	%	#	%	#	%	#	%	#	%	#	%
Dual Credit	599	88.0	348	77.0	606	84.2	269	79.8	15	83.3	120	78.9	1,957	82.9
Concurrently Enrolled	22	3.2	65	14.4	65	9.0	48	14.2	0	0.0	22	14.5	222	9.4
Combination Enrolled	42	6.2	34	7.5	46	6.4	20	5.9	3	16.7	10	6.6	155	6.6
Adult DE	18	2.6	5	1.1	3	0.4	0	0.0	0	0.0	0	0.0	26	1.1
Total	681	100.0	452	100.0	720	100.0	337	100.0	18	100.0	152	100.0	2,360	100.0

Source: IRIS data.

Figure 7. Dual Enrollment by Plan and Campus: Spring 2014

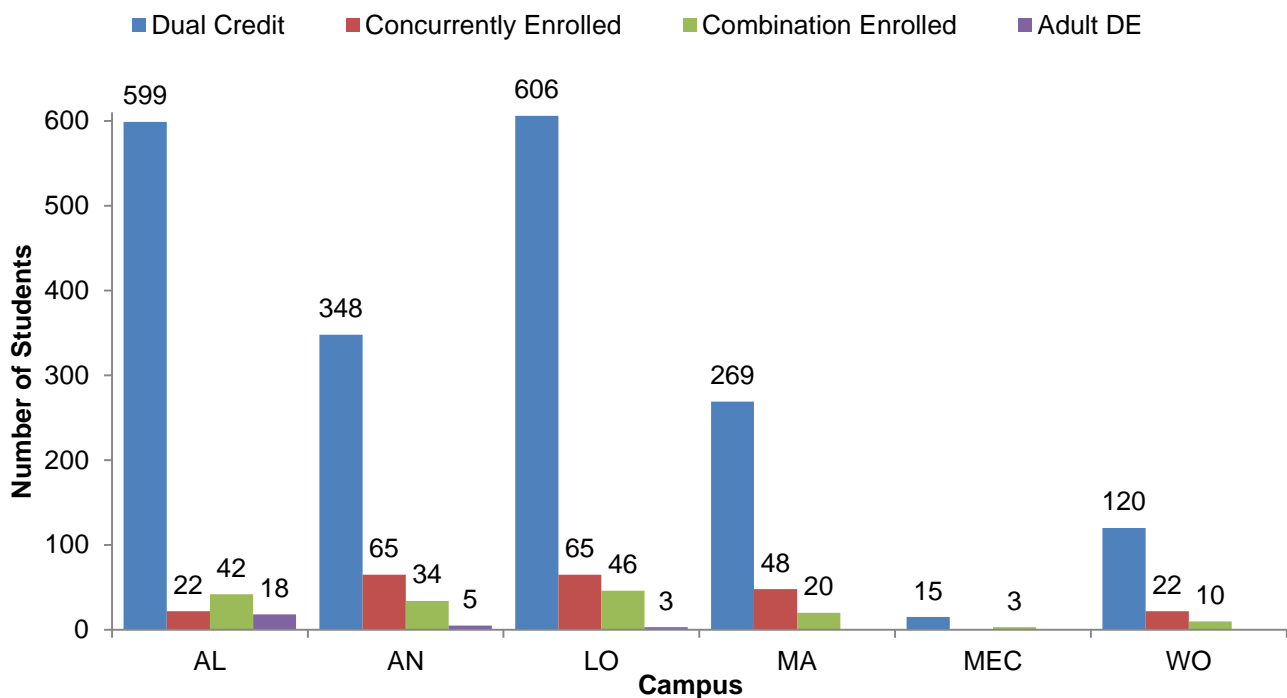


Table 8 and Figure 8 present Dual Enrollment at NOVA in Fall 2014 by DE plan and campus. The largest number of Dual Credit students was at the Loudoun Campus (1,110). The highest numbers of Concurrently Enrolled students were at the Loudoun Campus (76) and the Annandale Campus (72). At the Loudoun Campus, the number of students enrolled in multiple college credit courses: some counting for both high school and college credit and some counting only for college credit (Combination Enrolled) was at its highest for the semesters presented in this Brief (91). In Fall 2014, there were Adult DE students at two campuses: Alexandria and Annandale.

Table 8. Dual Enrollment by Plan and Campus: Fall 2014

Plan	AL		AN		LO		MA		MEC		WO		Total	
	#	%	#	%	#	%	#	%	#	%	#	%	#	%
Dual Credit	445	85.9	274	73.1	1,110	86.9	343	85.1	8	88.9	144	83.2	2,324	84.4
Concurrently Enrolled	24	4.6	72	19.2	76	6.0	43	10.7	0	0.0	23	13.3	238	8.6
Combination Enrolled	47	9.1	28	7.5	91	7.1	17	4.2	1	11.1	6	3.5	190	6.9
Adult DE	2	0.4	1	0.3	0	0.0	0	0	0	0.0	0	0.0	3	0.1
Total	518	100.0	375	100.0	1,277	100.0	403	100.0	9	100.0	173	100.0	2,755	100.0

Source: IRIS data.

Figure 8. Dual Enrollment by Plan and by Campus: Fall 2014

