


# Transfer Trends and Patterns Series: Report 2



Research Report No. 79-16

Office of Institutional Effectiveness and Student Success Initiatives

DECEMBER 2016

**NORTHERN VIRGINIA COMMUNITY COLLEGE**

**OFFICE OF INSTITUTIONAL EFFECTIVENESS AND STUDENT SUCCESS INITIATIVES**

The purpose of the Office of Institutional Effectiveness and Student Success Initiatives is to conduct analytical studies and provide information in support of institutional planning, policy formulation, and decision making. In addition, the office provides leadership and support in research related activities to members of the NOVA community engaged in planning and evaluating the institution's success in accomplishing its mission.

When citing data from this report, the Northern Virginia Community College (NOVA) Office of Institutional Effectiveness and Student Success Initiatives must be cited as the source.

4001 Wakefield Chapel Road  
Annandale, VA 22003-3796  
(703) 323-3129  
[www.nvcc.edu/oir](http://www.nvcc.edu/oir)

## Table of Contents

<b>Executive Summary</b> .....	1
<b>Introduction</b> .....	2
<b>Post-Transfer Characteristics</b> .....	3
A: Top Transfer Institutions .....	5
B: Majors at GMU, VCU, and JMU of NOVA Graduates: 2014-15 .....	9
1. Majors of Transfer Students with NOVA A.A. Degrees: 2014-15 .....	11
2. Majors of Transfer Students with NOVA A.S. Degrees: 2014-15 .....	13
<b>Conclusion</b> .....	17
<b>Appendix</b> .....	18

## List of Tables

Table 1. NOVA Transfers to Public and Private Four-Year Institutions: 2013-14 and 2014-15 ...	3
Table 2. Top Four-Year Transfer Institutions for Any NOVA Student: 2013-14 and 2014-15 .....	6
Table 3. Top Four-Year Transfer Institutions of NOVA Graduates: 2013-14 and 2014-15 .....	7
Table 4. Transfers of NOVA Graduates by Degree Program and Top Transfer Institutions: 2014-15 .....	8
Table 5. Majors at GMU, VCU, and JMU of NOVA Graduates: 2014-15 .....	10
Table 6. NOVA Graduates with A.A. Degrees who Transferred to GMU: 2014-15 .....	11
Source: NSC .....	11
Table 7. NOVA Graduates with A.A. Degrees who Transferred to VCU: 2014-15 .....	12
Table 8. NOVA Graduates with A.A. Degrees who Transferred to JMU: 2014-15 .....	12
Table 9. NOVA Graduates with A.S. Degrees who Transferred to GMU: 2014-15 .....	13
Table 10. NOVA Graduates with A.S. Degrees who Transferred to VCU: 2014-15 .....	15
Table 11. NOVA Graduates with A.S. Degrees who Transferred to JMU: 2014-15 .....	16

## List of Figures

Figure 1. Type of Transfer Institution: 2013-14 and 2014-15 .....	3
Figure 2. Transfers to Virginia Four-Year Institutions by Minority Status and Gender: 2007-08 through 2014-15 .....	4
Figure 3. Top 5 Public Four-Year Institutions: 2013-14 and 2014-15 NOVA Transfers .....	5
Figure 4. Top 5 Private Four-Year Institutions: 2013-14 and 2014-15 NOVA Transfers .....	5
Figure 5. Transfer Institution for NOVA Students who Transferred with a Degree: 2014-15 .....	9

## Appendix Data Tables

Appendix Table 1. Number of NOVA Students Transferring into Public Four-Year Institutions: 2013-14 and 2014-15 .....	18
Appendix Table 2. Number of NOVA Students Transferring into Private Four-Year Institutions: 2013-14 and 2014-15 .....	26

## Executive Summary

### Post-Transfer Characteristics

- The most popular type of institution where NOVA students transferred was a four-year institution (91 percent in the 2014-15 academic year). Nine percent of transfers chose another two-year institution. **(Figure 1, page 3)**
- The percentage of students who transferred to Virginia four-year institutions who were of minority status steadily increased from 31 percent of transfers in 2007-08 to 56 percent in 2014-15. **(Figure 2, page 4)**

#### A. Top Transfer Institutions

- **Any NOVA student:** The transfer institution with the largest number of NOVA students in 2014-15 was George Mason University (29 percent). **(Table 2, page 6)**
- **NOVA Graduates:** Two-thirds of the students who transferred in 2014-15 *with a NOVA degree* transferred to one of three institutions: George Mason University (56 percent), Virginia Commonwealth University (7 percent), or James Madison University (3 percent). **(Table 3, page 7 and Figure 5, page 9)**

#### B. Majors at GMU, VCU, and JMU of NOVA Graduates: 2014-15

- Among the students who transferred to GMU, VCU, or JMU *with a NOVA degree*, the most popular majors at the transfer institutions were as follows:
  - At GMU: Applied Information Technology and Accounting **(Table 5, page 10)**
  - At VCU: Business Foundation and Biology **(Table 5, page 10)**
  - At JMU: Accounting and Interdisciplinary Liberal Studies **(Table 5, page 10)**

## **Introduction**

Northern Virginia Community College students have unique backgrounds and varied educational and career goals. NOVA serves many students who enroll with the intention of transferring to a four-year college or university. NOVA strives to provide these students with a solid foundation to help them prosper at other institutions and in the workforce.

This report is part of a series of reports examining transfer students. This report looks at post-transfer characteristics of NOVA students, including the most popular public and private four-year transfer institutions as well as common majors at the three most popular institutions, George Mason University, Virginia Commonwealth University, and James Madison University. Data are also presented on the relation between students' NOVA major and degree and transfer major at GMU, VCU, and JMU.

Transfer figures are based on data from the State Council of Higher Education for Virginia (SCHEV) and the National Student Clearinghouse (NSC), as provided by the Virginia Community College System (VCCS).

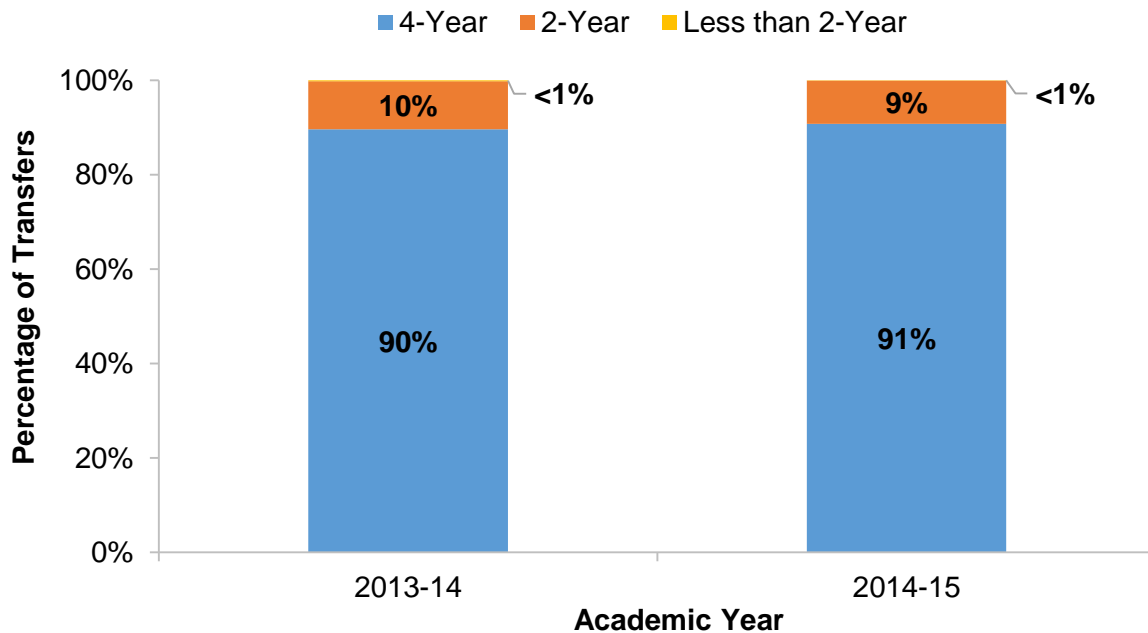
## Post-Transfer Characteristics

This report focuses on students who transferred from NOVA upon enrollment at a transfer institution.

Data are presented on the top transfer institutions for NOVA students and NOVA graduates as well as the most popular majors upon transfer (Section A). Additional information is provided regarding the association between NOVA major and major at three of the most popular transfer institutions, GMU, VCU, and JMU (Section B).

- **The majority of NOVA students** who transferred during the 2013-14 and 2014-15 academic years chose to **enroll at four-year institutions** (90 and 91 percent, respectively) (Figure 1).

**Figure 1. Type of Transfer Institution: 2013-14 and 2014-15**



Source: NSC

- **The majority of NOVA students** who transferred to four-year institutions in 2013-14 and 2014-15 transferred to **public four-year institutions** rather than private institutions (69 and 72 percent, respectively) (Table 1).

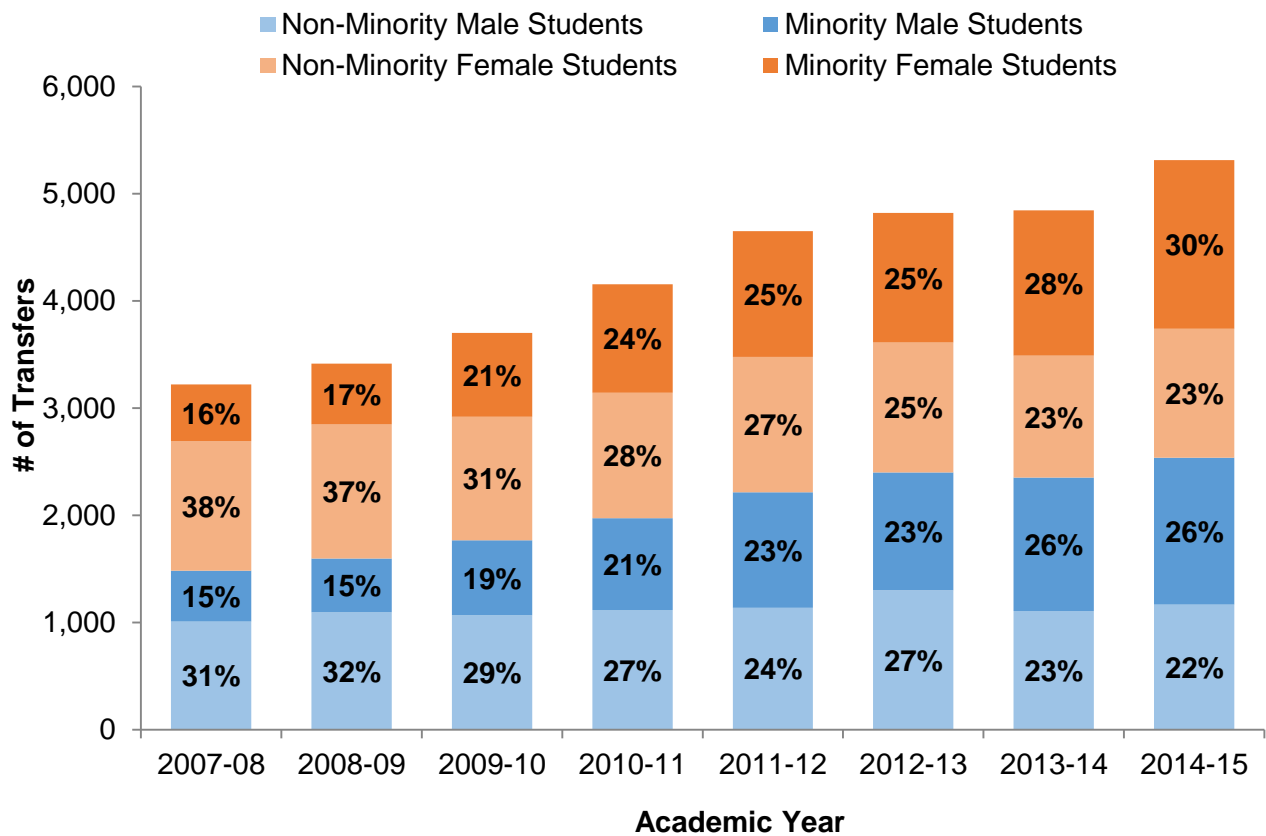
**Table 1. NOVA Transfers to Public and Private Four-Year Institutions: 2013-14 and 2014-15**

Institution Type	2013-14		2014-15	
	#	%	#	%
Public 4-Year Institutions	5,933	68.7%	6,578	71.5%
Private 4-Year Institutions	2,705	31.3%	2,622	28.5%

Source: NSC

- **The number of students who transferred from NOVA to a four-year institution in Virginia increased every year from 2007-08 through 2014-15.** There were 3,221 transfers in 2007-08 and 5,315 transfers in 2014-15, an increase of 65 percent in 7 academic years.
  - **The percentage of NOVA students who transferred to Virginia four-year institutions who were of minority status steadily increased from 31 percent of transfers in 2007-08 to 56 percent in 2014-15.** (Figure 2).
- Consistent with the college-wide headcount, a larger percentage of students who transferred to a Virginia four-year institution were female students than male students (2,777 students, 53 percent of transfers in 2014-15).
  - The percentage of minority male students as a percent of total transfers increased by 11 percentage points from 2007-08 to 2014-15. The proportion of minority female students increased by 14 percentage points over the same time period.

**Figure 2. Transfers to Virginia Four-Year Institutions by Minority Status and Gender: 2007-08 through 2014-15**



Source: SCHEV

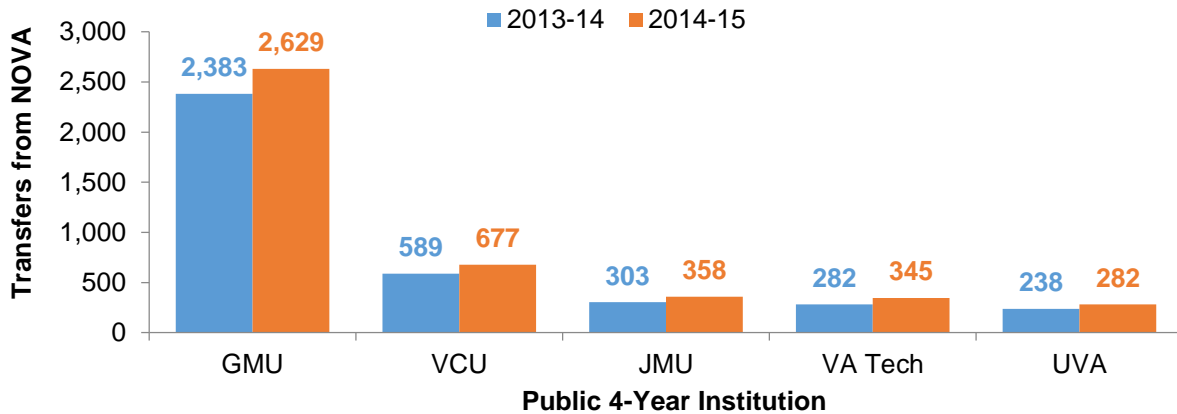


## A: Top Transfer Institutions

This section presents data on the most popular transfer institutions for NOVA students.

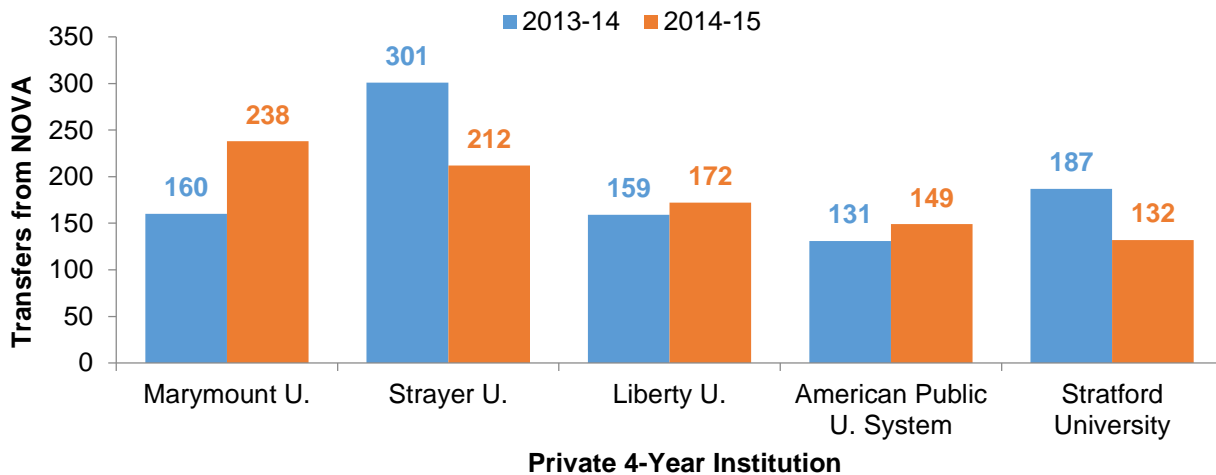
Figures 3 and 4 present the top four-year public and private institutions where NOVA students transferred during the 2013-14 and 2014-15 academic years, respectively<sup>1</sup>. Also see Table 2, next page.

**Figure 3. Top 5 Public Four-Year Institutions: 2013-14 and 2014-15 NOVA Transfers**



Source: NSC

**Figure 4. Top 5 Private Four-Year Institutions: 2013-14 and 2014-15 NOVA Transfers**



Source: NSC

The tables on the following pages present data on NOVA students who transferred to a four-year institution in 2013-14 and 2014-15 (Table 2 next page), and more specifically, NOVA students who transferred with a NOVA degree (Table 3 following page), in the 2013-14 and 2014-15 academic years.

- The **largest number of NOVA students** transferred to **George Mason University** in 2013-14 and 2014-15 (28 and 29 percent, respectively, of all transfers).

<sup>1</sup> See Appendix Table 1 (public) and Appendix Table 2 (private) for complete lists of four-year institutions where NOVA students transferred in 2013-14 and 2014-15.

**Table 2. Top Four-Year Transfer Institutions for Any NOVA Student: 2013-14 and 2014-15**

Transfer Institution	2013-14		2014-15		Change	
	#	%	#	%	#	%
George Mason University	2,383	27.6%	2,629	28.6%	246	10.3%
Virginia Commonwealth University	589	6.8%	677	7.4%	88	14.9%
James Madison University	303	3.5%	358	3.9%	55	18.2%
Virginia Polytechnic and State University	282	3.3%	345	3.8%	63	22.3%
University of Virginia	238	2.8%	282	3.1%	44	18.5%
Old Dominion University	241	2.8%	249	2.7%	8	3.3%
Radford University	171	2.0%	244	2.7%	73	42.7%
Marymount University	160	1.9%	238	2.6%	78	48.8%
Strayer University	301	3.5%	212	2.3%	-89	-29.6%
Liberty University	159	1.8%	172	1.9%	13	8.2%
University of Maryland – Univ. College	166	1.9%	155	1.7%	-11	-6.6%
American Public University System	131	1.5%	149	1.6%	18	13.7%
Stratford University	187	2.2%	132	1.4%	-55	-29.4%
George Washington University	118	1.4%	130	1.4%	12	10.2%
University of Mary Washington	116	1.3%	114	1.2%	-2	-1.7%
University of Phoenix	110	1.3%	100	1.1%	-10	-9.1%
ITT Technical Institute	94	1.1%	87	0.9%	-7	-7.4%
Chamberlain College of Nursing	57	0.7%	82	0.9%	25	43.9%
University of the District of Columbia	43	0.5%	73	0.8%	30	69.8%
Shenandoah University	63	0.7%	70	0.8%	7	11.1%
West Virginia University	82	0.9%	63	0.7%	-19	-23.2%
Christopher Newport University	76	0.9%	62	0.7%	-14	-18.4%
Longwood University	40	0.5%	57	0.6%	17	42.5%
College of William & Mary	57	0.7%	56	0.6%	-1	-1.8%
University of Maryland – College Park	40	0.5%	49	0.5%	9	22.5%
Western Governors University	22	0.3%	48	0.5%	26	118.2%
Pennsylvania State University	39	0.5%	46	0.5%	7	17.9%
American University	45	0.5%	45	0.5%	0	0.0%
Southern New Hampshire	30	0.3%	43	0.5%	13	43.3%
Kaplan University	26	0.3%	40	0.4%	14	53.8%
Ashford University	37	0.4%	34	0.4%	-3	-8.1%
Arizona State University	17	0.2%	33	0.4%	16	94.1%
Virginia State University	31	0.4%	28	0.3%	-3	-9.7%
Howard University	30	0.3%	27	0.3%	-3	-10.0%
DeVry University	48	0.6%	26	0.3%	-22	-45.8%
Columbia Southern University	8	0.1%	24	0.3%	16	200.0%
Park University	14	0.2%	23	0.3%	9	64.3%
Capella University	19	0.2%	22	0.2%	3	15.8%
Shepherd University	15	0.2%	21	0.2%	6	40.0%
East Carolina University	12	0.1%	20	0.2%	8	66.7%
Grand Canyon University	23	0.3%	20	0.2%	-3	-13.0%
<i>Other</i>	2,015	23.3%	1,915	20.8%	-100	-5.0%
<b>Total</b>	<b>8,638</b>	<b>100.0%</b>	<b>9,200</b>	<b>100.0%</b>	<b>562</b>	<b>6.5%</b>

Source: NSC

Note: Other = Schools with fewer than 20 transfers in 2014-15.

**Table 3. Top Four-Year Transfer Institutions of NOVA Graduates: 2013-14 and 2014-15**

Transfer Institution	2013-14		2014-15		Change	
	#	%	#	%	#	%
George Mason University	1,673	55.7%	1,815	56.1%	142	8.5%
Virginia Commonwealth University	197	6.6%	219	6.8%	22	11.2%
James Madison University	98	3.3%	108	3.3%	10	10.2%
Marymount University	82	2.7%	84	2.6%	2	2.4%
Old Dominion University	69	2.3%	81	2.5%	12	17.4%
University of Virginia	84	2.8%	80	2.5%	-4	-4.8%
Virginia Polytechnic and State University	68	2.3%	79	2.4%	11	16.2%
Liberty University	40	1.3%	44	1.4%	4	10.0%
Chamberlain College of Nursing	21	0.7%	40	1.2%	19	90.5%
University of Mary Washington	38	1.3%	40	1.2%	2	5.3%
George Washington University	39	1.3%	38	1.2%	-1	-2.6%
Radford University	22	0.7%	38	1.2%	16	72.7%
Strayer University	57	1.9%	35	1.1%	-22	-38.6%
University of Maryland – Univ. College	41	1.4%	31	1.0%	-10	-24.4%
Shenandoah University	16	0.5%	22	0.7%	6	37.5%
American Public University System	20	0.7%	20	0.6%	0	0.0%
University of Louisiana Lafayette	0	0.0%	18	0.6%	18	--
Western Governors University	9	0.3%	17	0.5%	8	88.9%
Stratford University	23	0.8%	16	0.5%	-7	-30.4%
University of Maryland – College Park	12	0.4%	16	0.5%	4	33.3%
American University	12	0.4%	11	0.3%	-1	-8.3%
College of William & Mary	5	0.2%	11	0.3%	6	120.0%
Howard University	11	0.4%	11	0.3%	0	0.0%
Pennsylvania State University	10	0.3%	11	0.3%	1	10.0%
Arizona State University	4	0.1%	10	0.3%	6	150.0%
<i>Other</i>	354	11.8%	339	10.5%	-15	-4.2%
<b>Total</b>	<b>3,005</b>	<b>100.0%</b>	<b>3,234</b>	<b>100.0%</b>	<b>229</b>	<b>7.6%</b>

Source: NSC

Note: Other = Schools with fewer than 10 transfers in 2014-15.

The distribution of NOVA students who transferred in 2014-15 by degree received at NOVA and the top 15 transfer institutions are presented in Table 4 (next page).

- Eighty-five percent of students who transferred to a 4-year institution in 2014-15 – with a NOVA degree – enrolled in one of the top 15 institutions listed in Table 4 on the next page (2,754 of 3,234 transfers with a NOVA degree).
- The **A.S. in General Studies** was the most common transfer degree for students who transferred to **GMU** (516 students, 28 percent of transfers to GMU).
- Interestingly, **Virginia Tech** was the only institution where the most common NOVA degree was the **Engineering A.S.** (25 students, 32 percent of transfers to VT).

**Table 4. Transfers of NOVA Graduates by NOVA Degree Program and Top Transfer Institutions: 2014-15**

NOVA Award	Program	GMU	VCU	JMU	Marymount	ODU	UVA	VT	Liberty	Chamberlain Nursing	UMW	GWU	Radford	Strayer	UMUC	Shenandoah	2014-15 Total	
A.A.	Fine Arts	9	5	2	1						1	1					19	
	Liberal Arts	157	17	15	8	2	17	4	1		3	1	2	1	2		230	
	Music	3		1												1	5	
<b>A.A. Total</b>		<b>169</b>	<b>22</b>	<b>18</b>	<b>9</b>	<b>2</b>	<b>17</b>	<b>4</b>	<b>1</b>		<b>4</b>	<b>2</b>	<b>2</b>	<b>1</b>	<b>2</b>	<b>1</b>	<b>254</b>	
A.S.	Business Admin	392	40	41	17	14	15	13	5		8	6	4	9	6		570	
	Computer Science	51	1	3		1	1	2			1	1	1				62	
	Engineering	58	5	3		6	4	25					1				102	
	General Studies	516	42	5	24	20	12	6	10	13	4	9	15	10	10	12	708	
	Information Tech	166	1	2	8	4	1	2	1		3	7	2	2	3		202	
	Science	123	36	6	5	2	20	18		2	1	3	2			4	222	
Social Sciences	222	46	27	7	19	7	5	11	1	13	1	9	2	1	3	374		
<b>A.S. Total</b>		<b>1,528</b>	<b>171</b>	<b>87</b>	<b>61</b>	<b>66</b>	<b>60</b>	<b>71</b>	<b>27</b>	<b>16</b>	<b>30</b>	<b>27</b>	<b>34</b>	<b>23</b>	<b>20</b>	<b>19</b>	<b>2,240</b>	
A.A.A.	Fine Arts		2														2	
	Music	4															4	
<b>A.A.A. Total</b>		<b>4</b>	<b>2</b>														<b>6</b>	
A.A.S.	Accounting	4			1							1		1			7	
	Admin. of Justice	9	1						2		1			2	1		16	
	Architecture	2						1									3	
	Automotive Tech	2	1														3	
	Biotechnology	1															1	
	Business Mgmt	4	1		1				2					2			10	
	Comm. Design	2	1									1					4	
	Construction Man											1					1	
	Contract Mgt.													1			1	
	Dental Hygiene	1																1
	Diag. Med Sonog.	1																1
	Early Child Dev.	12				1			2									15
	Emer. Med. Services	1	1						2			1						5
	Engineering Tech	1																1
	Fire Science				1													1
	Hospitality Mgmt	2																2
	Info. Sys. Tech	2									1	3		1	1			10
	Interior Design				1													1
	Marketing	1																1
	Nursing	11	1	2			2	1		2	22	1	1			1		44
Paralegal Studies	1					1											2	
Photography											1						1	
Radiography	2														1		3	
Respiratory Ther.	1																1	
Veterinary Tech	1					1											2	
<b>A.A.S. Total</b>		<b>61</b>	<b>6</b>	<b>2</b>	<b>6</b>	<b>5</b>	<b>1</b>	<b>1</b>	<b>10</b>	<b>22</b>	<b>4</b>	<b>8</b>		<b>7</b>	<b>4</b>		<b>137</b>	
Certificate	Career Studies	3	1			1		1	2					1	2		11	
	Contract Mgt.														1		1	
	Early Child Dev.								1						1		2	
	General Ed.	50	17	1	8	7	2	2	3	2	2	1	1	3	1	2	102	
	Music Record Tech.												1				1	
<b>Certificate Total</b>		<b>53</b>	<b>18</b>	<b>1</b>	<b>8</b>	<b>8</b>	<b>2</b>	<b>3</b>	<b>6</b>	<b>2</b>	<b>2</b>	<b>1</b>	<b>2</b>	<b>4</b>	<b>5</b>	<b>2</b>	<b>117</b>	
<b>2014-15 Total</b>		<b>1,815</b>	<b>219</b>	<b>108</b>	<b>84</b>	<b>81</b>	<b>80</b>	<b>79</b>	<b>44</b>	<b>40</b>	<b>40</b>	<b>38</b>	<b>38</b>	<b>35</b>	<b>31</b>	<b>22</b>	<b>2,754</b>	

Source: NSC. Note: Of the students who transferred in 2014-15 with a NOVA degree, 85% enrolled in one of these 15 institutions (2,754 of 3,234). NOVA degree earned within 8 years prior to transfer. Includes first degree only.

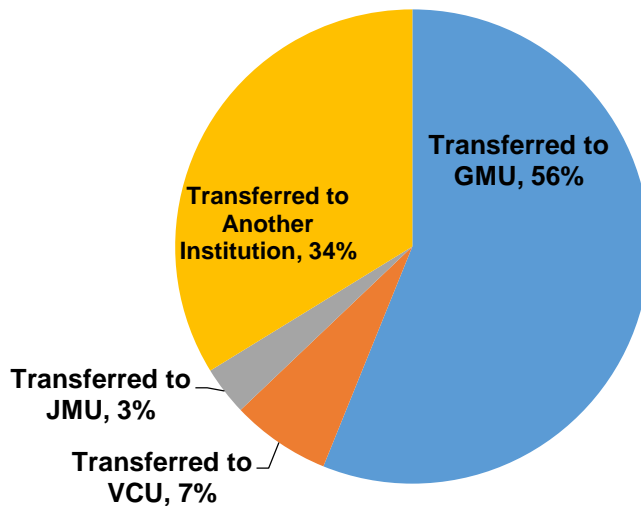
## B: Majors at GMU, VCU, and JMU of NOVA Graduates: 2014-15

This section examines NOVA graduates who transferred to one of NOVA's top three transfer institutions – George Mason University (GMU), Virginia Commonwealth University (VCU), and James Madison University (JMU) – in 2014-15. Data are presented for the most popular majors at these institutions.

In addition, data show the relation between degree received at NOVA and subsequent major at GMU, VCU, or JMU for students who graduated from NOVA with a transfer degree (A.A. or A.S.) (Sections 1 and 2).

- Of the 3,234 students who transferred with a NOVA degree in 2014-15 (see Table 3 on page 7), **66 percent transferred to one of three institutions: GMU (56 percent), VCU (7 percent), or JMU (3 percent)** (Figure 5).

**Figure 5. Transfer Institution for NOVA Students who Transferred with a Degree: 2014-15**



Source: NSC

NOVA graduates enrolled in a wide range of programs at these top three transfer institutions (Table 5 next page).

- **GMU:** Of the 1,815 students who transferred to **GMU** with a NOVA degree, 12 percent majored in **Applied Information Technology** (215 students), followed by 8 percent in **Accounting** (144 students).
- **VCU:** Of the 219 students who transferred to **VCU** with a NOVA degree, 19 percent (41 students) majored in **Business Foundation**, while 16 percent (34 students) majored in **Biology**.
- **JMU:** Of the 108 students who transferred to **JMU** with a NOVA degree, 13 percent (14 students) majored in **Accounting** and 9 percent (10 students) majored in **Interdisciplinary Liberal Studies**.

**Table 5. Majors at GMU, VCU, and JMU of NOVA Graduates: 2014-15**

GMU Major	#
Accounting	144
Anthropology	3
Applied Computer Science	5
Applied Information Technology	215
Applied Science	1
Art & Visual Technology	31
Art History	3
Athletic Training	4
Bioengineering	2
Biology	86
Chemistry	20
Civil & Infrastructure Engineering	10
Communication	34
Community Health	40
Computer Engineering	5
Computer Game Design	2
Computer Science	39
Conflict Analysis Resolution	12
Creative Writing	4
Criminology Law & Society	113
Curriculum & Instruction	1
Cyber Security Engineering	1
Earth Science	8
Economics	17
Electrical Engineering	24
English	30
Environmental Science	6
Environmental & Sustain Studies	3
Film & Video Studies	12
Finance	63
Foreign Languages	14
Forensic Science	8
Geography	3
Global Affairs	45
Government Int'l Politics	25
Health Administration	56
Health Fitness Rec Resources	19
Health Systems Management	1
History	22
Human Devl & Family Science	3
Individualized Study	20
Information Systems & Ops Mgmt	46
Information Technology	1
Integrative Studies	69
Int'l Commerce & Policy	1
Kinesiology	5
Management	63
Marketing	31
Mathematics	18

GMU Major	#
Mechanical Engineering	8
Medical Lab. Science	10
Medical Technology	1
Music	8
Neuroscience	6
Nursing	95
Philosophy	1
Physical Education	4
Physics	4
Psychology	101
Public Administration	9
Religious Studies	1
Russian Eurasian Studies	2
Social Work	22
Sociology	23
Systems Engineering	5
Theatre	1
Tourism & Events Management	11
Undeclared/Blank	115
<b>Total</b>	<b>1,815</b>

VCU Major	#
Accounting	3
Art Education	1
Art Foundation	2
Bioinformatics	1
Biology	34
Business	6
Business Foundation	41
Chemistry	3
Cinema	2
Clinical Laboratory Sciences	1
Clinical Radiation Sciences	1
Communication Arts	1
Computer Science	1
Criminal Justice	8
Dental Hygiene	1
English	3
Engineering	1
Environmental Studies	2
Fashion	1
Financial Technology	2
Forensic Science	1
History	2
Health Phys Ed Exercise Sci	11
Homeland Sec Emerg. Prep.	2
Information Systems	1
International Studies	6
Kinetic Imaging	1

VCU Major	#
Liberal Studies – Early Elem Ed	9
Marketing	2
Mass Communications	12
Mathematical Sciences	1
Mechanical Engineering	3
Nursing	3
Painting & Printmaking	1
Physics	2
Political Science	5
Psychology	23
Science	6
Social Work	3
Sociology	7
Undeclared	3
<b>Total</b>	<b>219</b>

JMU Major	#
Accounting	14
Anthropology	1
Art History	1
Biology	2
Biophysical Chemistry	1
Biotechnology	2
Comm. Sciences & Disorders	1
Communication Studies	3
Computer Info Systems	3
Computer Science	4
Engineering	4
English	5
Finance	8
Geographic Science	2
Graphic Design	1
Health Sciences	1
Hospitality Management	2
Integrated Science & Tech	1
Intelligence Analysis	2
Interdisciplinary Liberal Studies	10
International Affairs	1
International Business	2
Justice Studies	1
Management	6
Marketing	6
Media Arts & Design	5
Nursing	7
Political Science	1
Psychology	6
Social Work	1
Sociology	2
Sport & Rec Management	1
Studio Art	1
<b>Total</b>	<b>108</b>

Source: NSC

Note: Data Include NOVA graduates with any degree/certificate type.

## 1. Majors of Transfer Students with **NOVA A.A. Degrees: 2014-15**

- **GMU:** Among the 169 students who transferred to **GMU** with A.A. degrees from NOVA, the most popular major was **Global Affairs** (26 students) (Table 6).
- **VCU:** Among A.A. degree students who transferred to **VCU**, the most common major was **Mass Communications** (6 students) followed by **International Studies** (4 students) (Table 7 next page).
- **JMU:** Students with A.A. degrees from NOVA most commonly majored in **English** (4 students) or **Media Arts and Design** (3 students) at **JMU**. (Table 8 next page).

**Table 6. NOVA Graduates with A.A. Degrees who Transferred to GMU: 2014-15**

GMU Major	NOVA A.A. Degree			Total
	Fine Arts	Liberal Arts	Music	
Anthropology		2		2
Applied Information Technology		2		2
Art & Visual Technology	7	1		8
Art History		1		1
Biology		5		5
Communication		15		15
Community Health		2		2
Conflict Analysis Resolution		3		3
Creative Writing		3		3
Criminology Law & Society		9		9
Curriculum & Instruction		1		1
Earth Science	1			1
Economics		4		4
English		12		12
Environmental & Sustain Studies		1		1
Film & Video Studies		5		5
Finance		1		1
Foreign Languages		12		12
Geography		1		1
Global Affairs		26		26
Government Int'l Politics		5		5
Health Fitness Rec Resources		1		1
History		3		3
Individualized Study		1		1
Information Systems & Ops Mgmt		1		1
Integrative Studies		8	1	9
Marketing		1		1
Music			1	1
Nursing		1		1
Psychology	1	18		19
Russian Eurasian Studies		2		2
Sociology		3		3
Theatre		1		1
Tourism & Events Management		1		1
Undeclared		5	1	6
<b>Total</b>	<b>9</b>	<b>157</b>	<b>3</b>	<b>169</b>

Source: NSC

**Table 7. NOVA Graduates with A.A. Degrees who Transferred to VCU: 2014-15**

VCU Major	NOVA A.A. Degree		
	Fine Arts	Liberal Arts	Total
Art Education	1		1
Art Foundation	1		1
Business Foundation		1	1
Cinema	1		1
Communication Arts	1		1
English		1	1
Fashion		1	1
International Studies		4	4
Liberal Studies – Early Elem Ed		1	1
Mass Communications	1	5	6
Psychology		1	1
Science		2	2
Undeclared		1	1
<b>Total</b>	<b>5</b>	<b>17</b>	<b>22</b>

Source: NSC

**Table 8. NOVA Graduates with A.A. Degrees who Transferred to JMU: 2014-15**

JMU Major	NOVA A.A. Degree			
	Fine Arts	Liberal Arts	Music	Total
Art History		1		1
Biology		1		1
Communication Studies		1		1
Computer Science		1		1
English		4		4
Graphic Design	1			1
Interdisciplinary Liberal Studies			1	1
International Affairs		1		1
Media Arts & Design		3		3
Psychology		2		2
Sociology		1		1
Studio Art	1			1
<b>Total</b>	<b>2</b>	<b>15</b>	<b>1</b>	<b>18</b>

Source: NSC



## 2. Majors of Transfer Students with **NOVA A.S. Degrees: 2014-15**

- **GMU:** Of the 1,527 students who transferred to **GMU** with an A.S. degree, 516 had a degree in General Studies (34 percent) (Table 9).
  - The most common major for A.S. degree students at GMU was **Applied Information Technology** (209 students), followed by **Accounting** (138 students).
  
- **VCU:** Among **VCU** transfers, 46 students earned an A.S. degree in **Social Sciences** at NOVA (Table 10 on the following pages).
  - The most common majors for VCU transfers with A.S. degrees were **Business Foundation** (33 students) and **Biology** (31 students).
  
- **JMU:** Of the 87 students who transferred to **JMU** with an A.S. degree, 41 earned their A.S. in Business Administration (Table 11 on the following pages).
  - The most popular major for A.S. degree students who transferred to JMU was **Accounting** (14 students).

**Table 9. NOVA Graduates with A.S. Degrees who Transferred to GMU: 2014-15**

GMU Major	NOVA A.S. Degree							Total
	Bus. Adm	Com Sci.	Eng- neer	Gen. Stud	Info Tech	Sci- ence	Soc. Sci.	
Accounting	130		1	7				138
Anthropology				1				1
Applied Computer Science		4		1				5
Applied Info. Technology	14	3	1	29	158	2	2	209
Art & Visual Technology				19			1	20
Art History							1	1
Athletic Training				2			1	3
Bioengineering		1		1				2
Biology				20		50	2	72
Chemistry	1			4		15		20
Civil & Infrastructure Engineering			8					8
Communication				12			3	15
Community Health				23		2	9	34
Computer Engineering			4			1		5
Computer Game Design				2				2
Computer Science		32	2		3	2		39
Conflict Analysis Resolution	1			6			1	8
Creative Writing				1				1
Criminology Law & Society	1			77		1	18	97
Cyber Security Engineering		1						1
Earth Science				2		5		7
Economics	5			5			3	13
Electrical Engineering	1		19	1		2		23
English				13			5	18
Environmental Science				3		3		6

GMU Major	NOVA A.S. Degree							
	Bus. Adm	Com Sci.	Eng- neer	Gen. Stud	Info Tech	Sci- ence	Soc. Sci.	Total
Environmental & Sustain Studies				1			1	2
Film & Video Studies				7				7
Finance	50		1	3				54
Foreign Languages				1			1	2
Forensic Science				4		2	1	7
Geography				1			1	2
Global Affairs				8			7	15
Government Int'l Politics	1			5			12	18
Health Administration	3			38		5	9	55
Health Fitness Rec Resources	1			14			2	17
History				6	1		11	18
Human Dev. & Family Science				2			1	3
Individualized Study	1		1	5				7
Information Systems & Ops Mgmt	39			4		1	1	45
Information Technology					1			1
Integrative Studies	1			16			36	53
Int'l Commerce & Policy						1		1
Kinesiology				2		2	1	5
Management	57			2				59
Marketing	24			3			2	29
Mathematics	2	1		3	1	11		18
Mechanical Engineering			7					7
Medical Laboratory Science				9				9
Medical Technology						1		1
Music			1	1			1	3
Neuroscience				1		5		6
Nursing				72		6	6	84
Philosophy				1				1
Physical Education				2			1	3
Physics		1		1		1		3
Psychology	1			18		2	55	76
Public Administration				4			5	9
Religious Studies				1				1
Social Work				15		2	5	22
Sociology				7			13	20
Systems Engineering	1		3	1				5
Tourism & Events Management	2			7				9
Undeclared	55	8	10	22	2	1	4	102
<b>Total</b>	<b>391</b>	<b>51</b>	<b>58</b>	<b>516</b>	<b>166</b>	<b>123</b>	<b>222</b>	<b>1,527</b>

Source: NSC

**Table 10. NOVA Graduates with A.S. Degrees who Transferred to VCU: 2014-15**

VCU Major	NOVA A.S. Degree							
	Bus. Adm.	Com. Sci.	Engi- neer.	Gen. Stud.	Info Tech	Sci- ence	Soc. Sci.	Total
Accounting	3							3
Art Foundation				1				1
Bioinformatics						1		1
Biology				7		21	3	31
Business	6							6
Business Foundation	24			6	1		2	33
Chemistry						3		3
Clinical Laboratory Sciences						1		1
Clinical Radiation Sciences				1				1
Computer Science		1						1
Criminal Justice				4			3	7
Dental Hygiene							1	1
English							1	1
Engineering			1					1
Environmental Studies				1		1		2
Financial Technology	1					1		2
Forensic Science						1		1
History							1	1
Health Phys Ed Exercise Sci.				6		4	1	11
Homeland Sec Emerg. Prepared				1			1	2
Information Systems	1							1
International Studies	1						1	2
Liberal Studies – Early Elem Ed				2			5	7
Marketing	2							2
Mass Communications	1			2			2	5
Mathematical Sciences	1							1
Mechanical Engineering			2					2
Nursing				2				2
Physics			2					2
Political Science							3	3
Psychology				4			16	20
Science				1		3		4
Social Work				3				3
Sociology				1			6	7
<b>Total</b>	<b>40</b>	<b>1</b>	<b>5</b>	<b>42</b>	<b>1</b>	<b>36</b>	<b>46</b>	<b>171</b>

Source: NSC

**Table 11. NOVA Graduates with A.S. Degrees who Transferred to JMU: 2014-15**

JMU Major	NOVA A.S. Degree							
	Bus. Admin	Comp. Sci.	Engr.	Gen. Stud.	Info Tech	Sci-ence	Soc. Sci.	Total
Accounting	14							14
Anthropology							1	1
Biology						1		1
Biophysical Chemistry						1		1
Biotechnology						2		2
Comm. Sciences & Disorders							1	1
Communication Studies							2	2
Computer Info Systems	1				2			3
Computer Science		3						3
Engineering			3					3
English							1	1
Finance	8							8
Geographic Science	1						1	2
Health Sciences				1				1
Hospitality Management	2							2
Integrated Science & Tech							1	1
Intelligence Analysis	1						1	2
Interdisciplinary Liberal Studies				1			8	9
International Business	2							2
Justice Studies							1	1
Management	5						1	6
Marketing	6							6
Media Arts & Design				1			1	2
Nursing				2		2	1	5
Political Science							1	1
Psychology							4	4
Social Work							1	1
Sociology							1	1
Sport & Rec Management	1							1
<b>Total</b>	<b>41</b>	<b>3</b>	<b>3</b>	<b>5</b>	<b>2</b>	<b>6</b>	<b>27</b>	<b>87</b>

Source: NSC

### Summary

- The number of students transferring from NOVA to four-year institutions in Virginia has increased every year from 2007-08 through 2014-15.
- The majority of NOVA transfers enroll at George Mason University, followed by Virginia Commonwealth University, and James Madison University.
  - More specifically, GMU, VCU, and JMU are also the most popular transfer institutions among NOVA graduates.
- With few exceptions NOVA graduates across all major programs at NOVA enroll at transfer institutions at similar rates (i.e., an exception is Nursing, A.A.S. graduates enroll at Chamberlain College of Nursing with greater frequency than other NOVA programs).
- Many NOVA graduates transfer into programs that closely align with their Associate's degree. Students who earn the A.S. in General Studies enroll in a variety of programs at their transfer institution, including Business and Science majors.

## **Conclusion**

As NOVA works to better understand student transfer behavior and seeks to facilitate the transfer process, it is imperative that the College continue to strive to meet all of its students' needs as it seeks to prepare them for their education beyond NOVA. The data presented in this report showed the variety of diverse institutions that NOVA students attend upon transferring, as well as the unique majors in which they enroll.

This report presented data that can be used to help guide discussions around Guided Pathways, showcasing the connection between a student's NOVA degree and the chosen major upon transfer. By focusing on transfers to GMU, VCU, and JMU, specifically, it is easy to see the most popular degree programs at the most popular transfer institutions. NOVA's work with Guided Pathways should help to further align program offerings with popular programs at transfer institutions, which will allow for a smooth transition for students from NOVA to four-year colleges and universities in the area.

## Appendix

**Appendix Table 1. Number of NOVA Students Transferring into Public Four-Year Institutions: 2013-14 and 2014-15**

Rank	Public Four-Year Transfer Institution	2013-14	2014-15
		# Transfers	# Transfers
1	George Mason University	2,383	2,629
2	Virginia Commonwealth University	589	677
3	James Madison University	303	358
4	Virginia Polytechnic and State University	282	345
5	University of Virginia	238	282
6	Old Dominion University	241	249
7	Radford University	171	244
8	University of Maryland - University College	167	156
9	University of Mary Washington	116	114
10	University of The District of Columbia	43	73
11	West Virginia University	82	63
12	Christopher Newport University	76	62
13	Longwood University	40	57
14	College of William & Mary	57	56
15	University of Maryland - College Park	40	49
16	Pennsylvania State University	39	46
17	Arizona State University	17	33
18	Virginia State University	31	28
19	Shepherd University	15	21
20	East Carolina University	12	20
21	University of Louisiana Lafayette	0	19
22	University of South Carolina	17	18
23	Adams State University Extended	5	17
24	Norfolk State University	24	17
25	Colorado State University - Global Campus	0	14
26	University of Alabama	18	12
27	Valencia College	15	12
28	Virginia Military Institute	9	12
29	College of Charleston	7	11
30	Miami Dade College	11	11
31	University of Delaware	7	11
32	Clemson University	5	10
33	Coastal Carolina University	10	10
34	Florida International University	5	10
35	Bowie State University	4	9
36	Georgia Institute of Technology	5	9
37	The Ohio State University	17	9
38	University of Houston	3	9
39	University of Kentucky	4	9
40	University of Maryland - Baltimore County	8	9
41	University of North Carolina-Wilmington	15	9
42	University of Pittsburgh	11	9
43	Colorado State University	11	8
44	University of Arizona	7	8
45	University of Colorado Boulder	9	8
46	University of South Florida	13	8

Rank	Public Four-Year Transfer Institution	2013-14	2014-15
		# Transfers	# Transfers
47	University of Texas Arlington	11	8
48	University of Virginia College At Wise	23	8
49	College of Southern Nevada	3	7
50	Daytona State College	2	7
51	Eastern Florida State College	4	7
52	Florida State College At Jacksonville	7	7
53	North Carolina State University	4	7
54	Ohio University	2	7
55	Texas A&M University	1	7
56	Thomas Edison State College	5	7
57	Towson University	8	7
58	University of North Carolina - Charlotte	7	7
59	University of North Carolina-Chapel Hill	2	7
60	Boise State University	3	6
61	Broward College	7	6
62	California State University - Fullerton	0	6
63	Indiana University of Pennsylvania	11	6
64	Kennesaw State University	3	6
65	Seminole State College of Florida	2	6
66	University of Cincinnati	4	6
67	University of Maryland Eastern Shore	9	6
68	University of Michigan	8	6
69	University of Nevada Las Vegas	3	6
70	University of Tennessee	8	6
71	Utah Valley University	5	6
72	Auburn University	2	5
73	Eastern Michigan University	1	5
74	Florida State University	8	5
75	Frostburg State University	3	5
76	Indiana University Bloomington	6	5
77	Iowa State University	2	5
78	Kent State University	0	5
79	Michigan State University	3	5
80	Middle Tennessee State University	2	5
81	Montclair State University	1	5
82	Northern Arizona University	3	5
83	San Francisco State University	2	5
84	St Petersburg College	8	5
85	Texas State University - San Marcos	2	5
86	University of Colorado Denver	1	5
87	University of Louisville	4	5
88	University of Oregon	1	5
89	University of Texas At Dallas	1	5
90	University of Utah	1	5
91	California State University - Fresno	0	4
92	California State University - Los Angeles	0	4
93	California University of Pennsylvania	2	4
94	CUNY City College	4	4
95	CUNY New York City College of Technology	2	4
96	Eastern Kentucky University	9	4
97	Georgia Gwinnett College	0	4

Rank	Public Four-Year Transfer Institution	2013-14	2014-15
		# Transfers	# Transfers
98	Indiana University Purdue University Indianapolis	4	4
99	Palm Beach State College	9	4
100	Pensacola State College	1	4
101	Purdue University - West Lafayette	4	4
102	Santa Fe College	1	4
103	Slippery Rock University	0	4
104	Temple University	7	4
105	Texas A&M University - Commerce	0	4
106	University At Albany, SUNY	3	4
107	University of Baltimore	8	4
108	University of Central Florida	2	4
109	University of Colorado Colorado Springs	3	4
110	University of Florida	1	4
111	University of Massachusetts Boston	3	4
112	University of Minnesota-Twin Cities	2	4
113	University of Mississippi	5	4
114	University of Nebraska At Omaha	2	4
115	University of North Texas	2	4
116	California Polytechnic State University	1	3
117	California State University - Long Beach	3	3
118	College of Central Florida	2	3
119	Fairmont State University	1	3
120	Florida Atlantic University	4	3
121	Fort Hays State University	6	3
122	Georgia Regents University	0	3
123	Indian River State College	2	3
124	Lake-Sumter State College	0	3
125	Marshall University, Huntington	2	3
126	Metropolitan State University of Denver	6	3
127	Miami University	8	3
128	Midwestern State University	0	3
129	Morehead State University	1	3
130	Morgan State University	1	3
131	North Carolina A&T State University	5	3
132	Portland State University	4	3
133	Salisbury University	4	3
134	Sam Houston State University	2	3
135	San Diego State University	2	3
136	Shippensburg University	2	3
137	Southern Illinois University Carbondale	4	3
138	St Mary's College of Maryland	3	3
139	SUNY College - Brockport	1	3
140	SUNY Fashion Institute of Technology	3	3
141	SUNY Stony Brook University	4	3
142	SUNY University At Buffalo	2	3
143	Texas Tech University, Lubbock	1	3
144	The Evergreen State College	5	3
145	The State University of New York College Buffalo	0	3
146	The University of Memphis	2	3
147	University of California-Los Angeles	2	3
148	University of Maine, Orono	0	3



Rank	Public Four-Year Transfer Institution	2013-14	2014-15
		# Transfers	# Transfers
149	University of Massachusetts At Amherst	4	3
150	University of Missouri-Columbia	3	3
151	University of North Alabama	1	3
152	University of North Dakota	6	3
153	University of Southern Maine	0	3
154	University of Texas At Austin	7	3
155	University of Vermont & State Agricultural College	1	3
156	University of Washington - Seattle	4	3
157	University of West Florida	4	3
158	University of Wisconsin - Madison	2	3
159	University of Wyoming	2	3
160	Appalachian State University	2	2
161	Armstrong Atlantic State University	2	2
162	Austin Peay Fort Campbell	2	2
163	Ball State University	0	2
164	Bellevue College	2	2
165	California State University - San Marcos	2	2
166	California State University - Stanislaus	0	2
167	California State University- Northridge	1	2
168	Central Michigan University	1	2
169	Clarion University of Pennsylvania	1	2
170	Cleveland State University	2	2
171	College of Coastal Georgia	0	2
172	Colorado Mesa University	0	2
173	CUNY Hunter College	1	2
174	Eastern Virginia Medical School	0	2
175	Edinboro University of Pennsylvania	1	2
176	Ferris State University	5	2
177	Florida Southwestern State College	1	2
178	Georgia State University	3	2
179	Gulf Coast State College	1	2
180	Humboldt State University	2	2
181	Kean University	0	2
182	Louisiana State University	7	2
183	Oregon State University	4	2
184	Pennsylvania College of Technology	7	2
185	Rowan University	0	2
186	Rutgers - The State University of NJ - Newark	9	2
187	South Carolina State University	0	2
188	South Dakota State University	2	2
189	South Seattle College	0	2
190	South Texas College	1	2
191	St Johns River Community College	1	2
192	Troy University	5	2
193	University of California - Berkeley	5	2
194	University of Georgia	2	2
195	University of Illinois Urbana	3	2
196	University of Illinois At Chicago	2	2
197	University of Iowa	0	2
198	University of Maryland - Baltimore	6	2
199	University of Massachusetts Lowell	4	2

Rank	Public Four-Year Transfer Institution	2013-14	2014-15
		# Transfers	# Transfers
200	University of Montana	2	2
201	University of Nebraska-Lincoln	1	2
202	University of New Mexico	4	2
203	University of New Orleans	1	2
204	University of North Carolina-Greensboro	2	2
205	University of Northern Colorado	1	2
206	University of Oklahoma	5	2
207	University of Rhode Island	0	2
208	University of Southern Mississippi	4	2
209	University of Texas - San Antonio	1	2
210	University of Toledo	1	2
211	Utah State University	2	2
212	Washington State University	1	2
213	West Liberty University	0	2
214	Western Kentucky University	3	2
215	Winston Salem State University	0	2
216	Arkansas State University	0	1
217	Atlanta Metropolitan State College	1	1
218	Bismarck State College	3	1
219	Brazosport College	0	1
220	California State Polytechnic	0	1
221	California State University - Channel Islands	0	1
222	California State University - Bakersfield	0	1
223	California State University - Dominguez Hills	1	1
224	California State University - East Bay	3	1
225	California State University - Sacramento	0	1
226	California State University - San Bernardino	0	1
227	Central Connecticut State University	0	1
228	Central Washington University	1	1
229	Chicago State University	0	1
230	Clayton State University	2	1
231	Colorado Mountain College	2	1
232	Concord University	2	1
233	Coppin State University	0	1
234	CUNY Bernard M. Baruch College	2	1
235	CUNY Medgar Evers College	1	1
236	CUNY Queens College	0	1
237	Dakota State University	0	1
238	Delaware State University	4	1
239	East Stroudsburg University	1	1
240	East Tennessee State University	1	1
241	Emporia State University	1	1
242	Fort Lewis College	0	1
243	Georgia College And State University	0	1
244	Georgia Southwestern State University	0	1
245	Glenville State College	3	1
246	Idaho State University	1	1
247	Indiana University East	3	1
248	Kansas State University	7	1
249	Lincoln University	0	1
250	Lincoln University	2	1

Rank	Public Four-Year Transfer Institution	2013-14	2014-15
		# Transfers	# Transfers
251	Madison Area Technical College	2	1
252	Mansfield University	0	1
253	Massachusetts Maritime Academy	1	1
254	McNeese State University	1	1
255	Medical University of South Carolina	0	1
256	Metropolitan State University	1	1
257	Midland College	0	1
258	Minnesota State University Moorhead	0	1
259	Minot State University	0	1
260	Mississippi State University	4	1
261	Mississippi University For Women	0	1
262	Montana State University - Bozeman	5	1
263	New Jersey Institute of Technology	1	1
264	New Mexico State University-Main	2	1
265	North Seattle College	0	1
266	Northern Illinois University	0	1
267	Northern Kentucky University	1	1
268	Northern Michigan University	0	1
269	Northwest Florida State College	2	1
270	Northwestern State University	2	1
271	Oakland University	3	1
272	Oklahoma State University - Stillwater/Tulsa	4	1
273	Olympic College	3	1
274	Oregon Institute of Technology	0	1
275	Purdue University Calumet	1	1
276	San Jose State University	2	1
277	Seattle Central Community College	3	1
278	Sonoma State University	0	1
279	Southeastern Louisiana University	0	1
280	Southern Arkansas University	0	1
281	Southern Illinois University Edwardsville	0	1
282	St Cloud State University	1	1
283	State College of Florida, Manatee-Sarasota	3	1
284	Stephen F. Austin State University	0	1
285	SUNY Alfred	0	1
286	SUNY College - Cortland	1	1
287	SUNY College Plattsburgh	1	1
288	SUNY Empire State College	3	1
289	Tennessee State University	0	1
290	Texas A&M University - Corpus Christi	2	1
291	Texas Woman's University	0	1
292	The Citadel Military College of South Carolina	2	1
293	The University of Alabama In Huntsville	2	1
294	The University of Louisiana - Monroe	0	1
295	University of Alaska - Fairbanks	2	1
296	University of Alaska - Southeast	1	1
297	University of Alaska Anchorage	5	1
298	University of Arkansas - Fort Smith	3	1
299	University of Arkansas At Fayetteville	4	1
300	University of Arkansas At Little Rock	1	1
301	University of Arkansas At Pine Bluff	0	1

Rank	Public Four-Year Transfer Institution	2013-14	2014-15
		# Transfers	# Transfers
302	University of California - Merced	0	1
303	University of California - Riverside	0	1
304	University of California-Santa Barbara	0	1
305	University of Central Missouri	0	1
306	University of Connecticut	0	1
307	University of Hawaii At Manoa	1	1
308	University of Houston-Downtown	0	1
309	University of Illinois Springfield	0	1
310	University of Kansas	1	1
311	University of Massachusetts-Dartmouth	1	1
312	University of Michigan Flint	2	1
313	University of Minnesota - Crookston	0	1
314	University of Minnesota - Morris	0	1
315	University of Minnesota-Duluth Undergraduate	0	1
316	University of Missouri-Kansas City	1	1
317	University of Nevada-Reno	1	1
318	University of New Hampshire- Durham	2	1
319	University of North Carolina, Asheville	1	1
320	University of North Carolina-Pembroke	1	1
321	University of South Carolina at Beaufort	0	1
322	University of South Carolina, Upstate	0	1
323	University of South Dakota	0	1
324	University of Tennessee - Martin	0	1
325	University of Tennessee Chattanooga	1	1
326	University of Texas At El Paso	2	1
327	University of Texas At Tyler	0	1
328	University of Texas – UTB/TSC	1	1
329	University of The Virgin Islands	3	1
330	University of Wisconsin - Platteville	0	1
331	University of Wisconsin - Stout	0	1
332	Valdosta State University	0	1
333	Washburn University	2	1
334	West Chester University	2	1
335	West Virginia University - Parkersburg	2	1
336	Western Carolina University	2	1
337	Western State Colorado University	0	1
338	Westfield State University	0	1
339	Wright State University	5	1
340	Athens State University	2	0
341	Auburn University At Montgomery	1	0
342	Black Hills State University	2	0
343	Bloomsburg University of Pennsylvania	1	0
344	Bowling Green State University	2	0
345	Bridgewater State University	1	0
346	Centralia College	1	0
347	Chadron State College	2	0
348	Colorado School of Mines	1	0
349	Columbus State University	2	0
350	CUNY Brooklyn College	3	0
351	CUNY College of Staten Island	1	0
352	CUNY Graduate School And University	1	0

Rank	Public Four-Year Transfer Institution	2013-14	2014-15
		# Transfers	# Transfers
353	CUNY John Jay College of Criminal Justice	3	0
354	CUNY Lehman College	1	0
355	Dixie State University	1	0
356	East Georgia State College	1	0
357	Eastern New Mexico University	1	0
358	Elizabeth City State University	1	0
359	Fayetteville State University	3	0
360	Florida A&M University	1	0
361	Florida Gateway College	1	0
362	Florida Gulf Coast University	2	0
363	Framingham State University	1	0
364	Georgia Southern University	5	0
365	Great Basin College	1	0
366	Illinois State University	1	0
367	Indiana State University	1	0
368	Indiana University Northwest	1	0
369	Johnson State College	1	0
370	Keene State College	1	0
371	Lamar University - Beaumont	1	0
372	Louisiana State University - Shreveport	1	0
373	Louisiana Tech University	2	0
374	Lyndon State College	1	0
375	Massachusetts College of Art	1	0
376	Middle Georgia State College	1	0
377	Missouri State University	1	0
378	Murray State University	2	0
379	Oklahoma State University - Oklahoma City	1	0
380	Plymouth State University	1	0
381	Rogers State University	1	0
382	South Dakota School of Mines	1	0
383	Stockton University	1	0
384	SUNY Binghamton	2	0
385	SUNY College Potsdam	2	0
386	SUNY Oswego	1	0
387	Tarleton State University	2	0
388	Texas A&M University, Kingsville	2	0
389	University of Akron	2	0
390	University of California - Hastings College of Law	1	0
391	University of California - Irvine	1	0
392	University of California-Davis	1	0
393	University of Hawaii At West Oahu	2	0
394	University of Houston-Clear Lake	1	0
395	University of Houston-Victoria	1	0
396	University of North Florida	1	0
397	University of North Georgia	4	0
398	University of South Alabama	1	0
399	University of Southern Indiana	1	0
400	University of Texas of The Permian Basin	2	0
401	University of Wisconsin - Eau Claire	1	0
402	University of Wisconsin - Milwaukee	1	0
403	University of Wisconsin - Oshkosh	2	0

Rank	Public Four-Year Transfer Institution	2013-14	2014-15
		# Transfers	# Transfers
404	University of Wisconsin - Whitewater	1	0
405	Vermont Technical College	1	0
406	Vincennes University	1	0
407	Wayne State University	1	0
408	West Texas A&M University	2	0
409	West Virginia State University	1	0
410	Western Connecticut State University	1	0
411	Western Illinois University	2	0
412	Western Nevada College	1	0
413	Western Washington University	2	0
414	Wichita State University	2	0
415	William Paterson University of New Jersey	1	0
416	Winona State University	1	0
417	Youngstown State University	1	0
	<b>Total Public Four-Year Institutions</b>	<b>5,933</b>	<b>6,578</b>

Source: NSC

**Appendix Table 2. Number of NOVA Students Transferring into Private Four-Year Institutions: 2013-14 and 2014-15**

Rank	Private Four-Year Transfer Institution	2013-14	2014-15
		# Transfers	# Transfers
1	Marymount University	160	238
2	Strayer University	301	212
3	Liberty University	159	172
4	American Public University System	131	149
5	Stratford University	187	132
6	George Washington University	118	130
7	University of Phoenix	110	100
8	ITT Technical Institute	94	86
9	Chamberlain College of Nursing	57	82
10	Shenandoah University	63	70
11	Western Governors University	22	48
12	Southern New Hampshire	33	46
13	American University	45	45
14	Kaplan University	26	43
15	Ashford University	37	34
16	Howard University	30	27
17	DeVry University	48	26
18	Columbia Southern University	8	24
19	Georgetown University	16	23
20	Park University	14	23
21	Capella University	19	22
22	Grand Canyon University	24	20
23	The Catholic University of America	31	16
24	Trinity Washington University	2	15
25	Excelsior College	24	14
26	Harvard University - Continuing Ed	3	14
27	Walden University	11	14
28	Brigham Young University - Idaho	46	13
29	Saint Leo University	11	13

Rank	Private Four-Year Transfer Institution	2013-14	2014-15
		# Transfers	# Transfers
30	Colorado Technical University - Online	27	12
31	Mary Baldwin College	38	12
32	New York University	9	11
33	Academy of Art University	5	10
34	Bridgewater College	7	10
35	Lynchburg College	17	10
36	Embry-Riddle Aeronautical University-Worldwide Campus	4	9
37	Rochester Institute of Technology	4	9
38	Argosy University	6	8
39	Brigham Young University	6	8
40	National University	13	8
41	Regent University	17	8
42	University of Southern California	7	8
43	Boston University	5	7
44	Ferrum College	21	7
45	University of Valley Forge	3	7
46	Virginia College - Richmond	6	7
47	Bluefield College	2	6
48	DePaul University	1	6
49	Drexel University	9	6
50	ECPI University - Richmond West	9	6
51	Everest University - Jacksonville	7	6
52	High Point University	18	6
53	Moravian College	0	6
54	Roanoke College	4	6
55	Savannah College of Art And Design	9	6
56	Sentara College of Health Sciences	0	6
57	University of Richmond	3	6
58	University of Tampa	3	6
59	Yale University	0	6
60	American Intercontinental University - Atlanta	18	5
61	Averett University	5	5
62	Bellevue University	6	5
63	Belmont University	1	5
64	Columbia College	5	5
65	Cornell University	3	5
66	Elon University	2	5
67	Florida Institute of Technology - University Alliance	1	5
68	Goucher College	1	5
69	Hampton University	6	5
70	Hawaii Pacific University	3	5
71	Hood College	4	5
72	Johnson & Wales University	7	5
73	Mount St Mary's University	3	5
74	St Catherine University	0	5
75	Bryant & Stratton College - Hampton	2	4
76	Eastern Mennonite University	7	4
77	Gallaudet University	2	4
78	Grantham University	2	4
79	Hampden-Sydney College	4	4
80	Johns Hopkins University	6	4



Rank	Private Four-Year Transfer Institution	2013-14	2014-15
		# Transfers	# Transfers
81	King College	2	4
82	Northeastern University	2	4
83	Norwich University	3	4
84	Palm Beach Atlantic University	1	4
85	Post University	0	4
86	Randolph-Macon College	4	4
87	St John's University	2	4
88	Stevenson University	3	4
89	University of Miami	6	4
90	Virginia Union University	5	4
91	Virginia Wesleyan College	4	4
92	West Virginia Wesleyan College	1	4
93	Bethany College	0	3
94	Campbell University	2	3
95	Champlain College	1	3
96	Columbia College Chicago	4	3
97	Duke University	5	3
98	Emory & Henry College	1	3
99	Guilford College	0	3
100	Herzing University-Madison	2	3
101	Jacksonville University	2	3
102	Jefferson College of Health Sciences	3	3
103	McDaniel College	0	3
104	Messiah College	1	3
105	Monroe College - New Rochelle	0	3
106	Northwestern University	0	3
107	Notre Dame of Maryland University	0	3
108	Pace University	1	3
109	Point Park University	2	3
110	Randolph College	5	3
111	Spelman College	0	3
112	Stanford University	1	3
113	Stevens-Henager - Independence University	2	3
114	Sweet Briar College	5	3
115	Syracuse University	4	3
116	Texas Christian University	1	3
117	Tufts University	3	3
118	University of Chicago	2	3
119	University of Dayton	1	3
120	University of New England Medical School	5	3
121	Villanova University	1	3
122	Webster University	2	3
123	Alderson Broaddus University	4	2
124	Anna Maria College	0	2
125	Arcadia University	1	2
126	Asbury University	0	2
127	Baptist Bible College of Pennsylvania	0	2
128	Barry University	1	2
129	Barton College	0	2
130	Baylor University	2	2
131	Benedict College	0	2



Rank	Private Four-Year Transfer Institution	2013-14	2014-15
		# Transfers	# Transfers
132	Berklee College of Music	2	2
133	Biola University	2	2
134	Bon Secours Memorial College of Nursing	0	2
135	Bowdoin College	1	2
136	Carnegie Mellon University	3	2
137	Carroll University	1	2
138	Claremont McKenna College	0	2
139	Clark Atlanta University	2	2
140	College of St. Scholastica	1	2
141	Cornell College	1	2
142	DeSales University	1	2
143	Dickinson College	0	2
144	Drury University	2	2
145	Emory University	1	2
146	Fairleigh Dickinson University - Teaneck	0	2
147	Flagler College	3	2
148	Fordham University	2	2
149	Hofstra University	2	2
150	Hollins University	5	2
151	Inter American University of Puerto Rico - Metro Campus	8	2
152	Kenyon College	0	2
153	King's College	0	2
154	Lafayette College	1	2
155	Lim College	0	2
156	Long Island University	2	2
157	Loyola University Chicago	2	2
158	Methodist University	5	2
159	Mount Saint Mary College	0	2
160	Nyack College - Manhattan	1	2
161	Paul Smith's College of The Adirondacks	0	2
162	Queens University of Charlotte	0	2
163	Rasmussen College - Lake Elmo	3	2
164	Rensselaer Polytechnic Institute	1	2
165	Ringling College of Art And Design	3	2
166	Rose-Hulman Institute of Technology	2	2
167	Seton Hall University	1	2
168	Smith College	1	2
169	Southeastern University	0	2
170	St John's College Undergrads	0	2
171	St Joseph's University	3	2
172	Susquehanna University	1	2
173	Tuskegee University	3	2
174	Universidad Politecnica Puerto Rico	0	2
175	University of New Haven-Semesters	3	2
176	University of Northwestern Ohio	4	2
177	University of Pennsylvania	5	2
178	Upper Iowa University	1	2
179	Ursinus College	0	2
180	Western International University	0	2
181	Wilmington University	5	2
182	A.T. Still University of Health Sciences	0	1

Rank	Private Four-Year Transfer Institution	2013-14	2014-15
		# Transfers	# Transfers
183	Allegheny College	0	1
184	Andrews University	0	1
185	Ashland University	0	1
186	Aurora University	0	1
187	Ave Maria University	0	1
188	Bacone College	0	1
189	Baker College - Flint	5	1
190	Baldwin Wallace University	0	1
191	Bank Street College of Education	0	1
192	Bastyr University	0	1
193	Bay Path University	0	1
194	Bay State College	0	1
195	Belhaven University	1	1
196	Beloit College	1	1
197	Benedictine College	0	1
198	Benjamin Franklin Institute of Technology	0	1
199	Berkeley College	2	1
200	Berkeley College	1	1
201	Berry College	0	1
202	Bethel University	1	1
203	Boston College	0	1
204	Briar Cliff University	0	1
205	Brown University	3	1
206	Bucknell University	1	1
207	California College	0	1
208	California Institute of Technology	2	1
209	Cambridge College	0	1
210	Campbellsville University	0	1
211	Capital University, Columbus	0	1
212	Carleton College	0	1
213	Case Western Reserve University	1	1
214	Cedarville University	1	1
215	Chapman University-Orange	0	1
216	Charleston Southern University	2	1
217	Chestnut Hill College	0	1
218	Chowan University	0	1
219	Clafin University	0	1
220	Clark University	1	1
221	Cleveland Institute of Art	0	1
222	College America	0	1
223	College of The Holy Cross	1	1
224	Colorado Christian University	2	1
225	Columbia College	0	1
226	Columbia International University	0	1
227	Concordia University At St Paul	0	1
228	Covenant College	0	1
229	Daemen College	0	1
230	Davenport University	0	1
231	Davidson College	0	1
232	Dean College	1	1
233	Delaware Valley University	1	1

Rank	Private Four-Year Transfer Institution	2013-14	2014-15
		# Transfers	# Transfers
234	Denison University	0	1
235	Dominican College	0	1
236	Dowling College	0	1
237	Drew University	0	1
238	Dunwoody College of Technology	0	1
239	Duquesne University	1	1
240	Dyouville College	0	1
241	Eastern University	1	1
242	Elizabethtown College	0	1
243	Franciscan University of Steubenville	4	1
244	Freed - Hardeman University	0	1
245	Gannon University	1	1
246	Gettysburg College	2	1
247	Goodwin College	0	1
248	Gordon College	0	1
249	Grand View University	0	1
250	Green Mountain College	0	1
251	Greensboro College	0	1
252	Grinnell College	1	1
253	Hamline University	0	1
254	Harding University	0	1
255	Harrison College - Online	0	1
256	Hodges University	0	1
257	Houston Baptist University	0	1
258	Institute of World Politics	0	1
259	Ithaca College	2	1
260	ITT Technical Institute	0	1
261	Jamestown Business College	0	1
262	Johnson C. Smith University	0	1
263	Kettering College	0	1
264	Keuka College	0	1
265	Laboure College	0	1
266	Lake Erie College of Osteopathic	1	1
267	Landmark College	2	1
268	Le Cordon Bleu College of Culinary Arts	2	1
269	Lee University	1	1
270	Lehigh University	0	1
271	Lewis University	0	1
272	Life University	0	1
273	Lindenwood University	0	1
274	Lindsey Wilson College	0	1
275	Loyola University Maryland	2	1
276	Maharishi University of Management	0	1
277	Manchester University Pharmacy	0	1
278	Maranatha Baptist University	0	1
279	Marist College	0	1
280	Maryland Institute, College of Art	2	1
281	Maryland University of Integrative Health	2	1
282	Marylhurst University	1	1
283	Massachusetts College of Pharmacy	2	1
284	Mckendree University	0	1

Rank	Private Four-Year Transfer Institution	2013-14	2014-15
		# Transfers	# Transfers
285	Mercer University	0	1
286	Mercyhurst University	4	1
287	Mississippi College	0	1
288	Monmouth University	1	1
289	Moody Bible Institute	0	1
290	Mount Olive College	0	1
291	Mount Washington College	0	1
292	Naropa University	0	1
293	New England Culinary Institute	0	1
294	Newschool of Architecture And Design	0	1
295	Northwood University	0	1
296	Nova Southeastern University	2	1
297	Oakwood University	0	1
298	Oklahoma City University	0	1
299	Pacific Union College	0	1
300	Pepperdine University	0	1
301	Pomona College	2	1
302	Queen's University	0	1
303	Reed College	1	1
304	Regis University	2	1
305	Rhode Island School of Design	0	1
306	Rhodes College	1	1
307	Rider University	0	1
308	Robert Morris University	0	1
309	Roger Williams University	0	1
310	Rollins College	0	1
311	Roosevelt University	1	1
312	Salem College-Undergrads	0	1
313	School of The Art Institute of Chicago	2	1
314	Scripps College	0	1
315	Seton Hill University	0	1
316	Southern Adventist University	2	1
317	Southern Baptist Theological Seminary	0	1
318	Southern Methodist University	0	1
319	Southwestern University	0	1
320	St Ambrose University	0	1
321	St Bonaventure University	1	1
322	St Edwards University	0	1
323	St Joseph's College - Suffolk	0	1
324	St Mary of The Woods College	0	1
325	Suffolk University	1	1
326	The Art Institute of Colorado	0	1
327	The Art Institute of Fort Lauderdale	0	1
328	The New School	9	1
329	Thomas Jefferson University Allied Health Science	0	1
330	Touro College	1	1
331	Trine University	0	1
332	Trinity College	0	1
333	Tulane University	0	1
334	Tusculum College	0	1
335	Union College	0	1

Rank	Private Four-Year Transfer Institution	2013-14	2014-15
		# Transfers	# Transfers
336	Union University	1	1
337	University of Dallas	0	1
338	University of Denver - Colorado	1	1
339	University of Detroit Mercy	0	1
340	University of Findlay	0	1
341	University of Hartford	1	1
342	University of Indianapolis	1	1
343	University of Portland	0	1
344	University of Rochester	2	1
345	University of Sioux Falls	0	1
346	University of The Incarnate Word	1	1
347	Utica College	0	1
348	Vanderbilt University	4	1
349	Vaughn College of Aeronautics And Technology	0	1
350	Wake Forest University	0	1
351	Waldorf College	0	1
352	Warren Wilson College	0	1
353	Washington And Lee University	1	1
354	Washington College	1	1
355	Washington University	1	1
356	Watkins College of Art Design & Film	0	1
357	Wayland Baptist University-External Campus	1	1
358	Welch College	0	1
359	Wellesley College	1	1
360	Wesleyan University	1	1
361	West Coast University- Anaheim	0	1
362	Westminster College of Salt Lake City	0	1
363	Wheeling Jesuit University	0	1
364	Wheelock College	0	1
365	Whitworth University	0	1
366	Worcester Polytechnic Institute	0	1
367	Yeshiva University	0	1
368	York College of Pennsylvania	2	1
369	Abilene Christian University	1	0
370	Albany College of Pharmacy And Health Sciences	1	0
371	Albertus Magnus College	1	0
372	Alfred University	1	0
373	American College of Traditional Chinese Medicine	1	0
374	Anderson University	2	0
375	Anderson University	1	0
376	Art Center College of Design	2	0
377	Avila University	1	0
378	Azusa Pacific University- Undergraduate	1	0
379	Becker College	1	0
380	Bentley University	1	0
381	Birmingham-Southern College	1	0
382	Bob Jones University	1	0
383	Boston Architectural College	2	0
384	Brandeis University	1	0
385	Brandman University	3	0
386	Brescia University	2	0

Rank	Private Four-Year Transfer Institution	2013-14	2014-15
		# Transfers	# Transfers
387	Bryn Mawr College	1	0
388	Cairn University	2	0
389	California Institute of The Arts	1	0
390	Canisius College	1	0
391	Carlow University	2	0
392	Catawba College	1	0
393	Chaminade Univ of Honolulu	2	0
394	Chatham University	1	0
395	City University of Seattle	1	0
396	Coker College	1	0
397	Colby Sawyer College	1	0
398	Concordia University-Portland	1	0
399	Cornish College of The Arts	1	0
400	Culinary Institute of America	7	0
401	Curry College	1	0
402	Dallas Baptist University	1	0
403	Dallas Theological Seminary	1	0
404	Dartmouth College	1	0
405	Davis & Elkins College	1	0
406	Defiance College	1	0
407	Dordt College	1	0
408	Eastern Nazarene College	1	0
409	Emerson College	2	0
410	Emmanuel College	1	0
411	Endicott College	1	0
412	Everest University-Pompano Beach	1	0
413	Florida Memorial University	1	0
414	Franklin And Marshall College	2	0
415	Franklin University	2	0
416	Geneva College-Traditional	1	0
417	George Fox University	1	0
418	Goldfarb School of Nursing	1	0
419	Grove City College	5	0
420	Hampshire College	1	0
421	Haverford College	1	0
422	Hiram College	2	0
423	Holy Cross College	1	0
424	Holy Names University	1	0
425	Hope College	1	0
426	Illinois Institute of Technology	2	0
427	Indiana Wesleyan University	1	0
428	John Carroll University	1	0
429	Jones International University	1	0
430	Keller Graduate School of Management	1	0
431	Kentucky Christian University	1	0
432	La Salle University	1	0
433	La Sierra University	1	0
434	Lees-McRae College	2	0
435	Lesley University	1	0
436	Lewis & Clark College of Arts & Sciences	1	0
437	Limestone College	2	0

Rank	Private Four-Year Transfer Institution	2013-14	2014-15
		# Transfers	# Transfers
438	Linfield College	1	0
439	Loyola Marymount University	1	0
440	Loyola University In New Orleans	1	0
441	Lynn University	3	0
442	Marietta College	1	0
443	Marymount Manhattan College	3	0
444	Maryville University	2	0
445	Marywood University	1	0
446	Massachusetts Institute of Technology	4	0
447	Mercy College	2	0
448	Meredith College	3	0
449	Merrimack College	1	0
450	Metropolitan College of New York	1	0
451	Milligan College	1	0
452	Mount Aloysius College	1	0
453	Mount Holyoke College	3	0
454	Mount St Joseph University	1	0
455	Muhlenberg College	1	0
456	Musicians Institute	1	0
457	Muskingum University	1	0
458	New York Law School	1	0
459	North Carolina Wesleyan College	1	0
460	North Greenville University	1	0
461	North Park University	1	0
462	Northland College	1	0
463	Notre Dame De Namur University	1	0
464	Oberlin College	2	0
465	Ohio Christian University	1	0
466	Ohio Wesleyan University	1	0
467	Olivet Nazarene University	1	0
468	Oral Roberts University	1	0
469	Otterbein University	1	0
470	Peirce College	1	0
471	Pfeiffer University	1	0
472	Philadelphia University	1	0
473	Piedmont College	1	0
474	Pittsburgh Theological Seminary	1	0
475	Pitzer College	1	0
476	Pontifical Catholic University of Puerto Rico	1	0
477	Pratt Institute	3	0
478	Princeton University	3	0
479	Quinnipiac University	1	0
480	Reinhardt College	1	0
481	Rice University	1	0
482	Robert Morris University	1	0
483	Rockhurst University	1	0
484	Rocky Mountain College of Art & Design	1	0
485	Rosalind Franklin University of Medicine and Science	1	0
486	Sacred Heart University	2	0
487	Saint Augustine's University	1	0
488	Saint Joseph's College of Maine	2	0

Rank	Private Four-Year Transfer Institution	2013-14	2014-15
		# Transfers	# Transfers
489	Saint Mary's College	1	0
490	Saint Xavier University	1	0
491	Salus University	1	0
492	Samford University	1	0
493	Sanford-Brown College - Tampa	1	0
494	Sanford-Brown College Tysons Corner	10	0
495	Santa Clara University	1	0
496	Santa Fe University of Art And Design	2	0
497	School of Visual Arts	2	0
498	Siena College	1	0
499	Simmons College	1	0
500	Sit Graduate Institute	1	0
501	Skidmore College	1	0
502	Skyline College	1	0
503	St Charles Borromeo Seminary	1	0
504	St Norbert College	1	0
505	St. Mary's University	1	0
506	Stephens College	1	0
507	Taylor University	1	0
508	The King's College	1	0
509	The University of The South	1	0
510	The University of Tulsa	1	0
511	Thomas Aquinas College	1	0
512	Trident University International	3	0
513	Universidad Adventista De Las Antillas	4	0
514	Universidad Del Este	2	0
515	Universidad Del Turabo	1	0
516	University of Charleston	4	0
517	University of La Verne - Term Non-Education	2	0
518	University of Redlands - Degree Seeking	1	0
519	University of Saint Joseph	1	0
520	University of San Diego	4	0
521	University of San Francisco	1	0
522	University of St Augustine For Health Sciences	1	0
523	University of The Arts	1	0
524	Vassar College	2	0
525	Wagner College	1	0
526	Walla Walla University	1	0
527	Walsh College	1	0
528	Washington Adventist University	3	0
529	Wesley Theological Seminary	1	0
530	Wheaton College	2	0
531	Widener University	2	0
532	William Carey University	1	0
533	William Peace University	1	0
534	Wittenberg University	2	0
535	Xavier University of Louisiana	1	0
	<b>Total Private Four-Year Institutions</b>	<b>2,705</b>	<b>2,622</b>

Source: NSC



## ***NOVA Mission and Strategic Goals***

### **Mission**

With commitment to the values of access, opportunity, student success, and excellence, the mission of Northern Virginia Community College is to deliver world-class in-person and online post-secondary teaching, learning, and workforce development to ensure our region and the Commonwealth of Virginia have an educated population and globally competitive workforce.

### **Strategic Goals**

- I. **STUDENT SUCCESS** – Northern Virginia Community College will move into the top tier of community colleges with respect to the college readiness, developmental course completion, retention, graduation, transfer, and career placement of its students.
- II. **ACCESS** – Northern Virginia Community College will increase the number and diversity of students being served to mirror the population growth of the region.
- III. **TEACHING AND LEARNING** – Northern Virginia Community College will focus on student success by creating an environment of world-class teaching and learning.
- IV. **EXCELLENCE** – Northern Virginia Community College will develop ten focal points of excellence in its educational programs and services that will be benchmarked to the best in the nation and strategic to building the College's overall reputation for quality.
- V. **LEADERSHIP** – Northern Virginia Community College will serve as a catalyst and a leader in developing educational and economic opportunities for all Northern Virginians and in maintaining the quality of life and economic competitiveness of the region.
- VI. **PARTNERSHIPS** – Northern Virginia Community College will develop strategic partnerships to create gateways of opportunity and an integrated educational system for Northern Virginians who are pursuing the American Dream.
- VII. **RESOURCES** – Northern Virginia Community College will increase its annual funding by \$100 million and expand its physical facilities by more than one million square feet in new and renovated space. This includes the establishment of two additional campuses at epicenters of the region's population growth, as well as additional education and training facilities in or near established population centers.
- VIII. **EMERGENCY PREPAREDNESS AND CONTINUITY OF OPERATIONS** – Northern Virginia Community College will be recognized as a leader among institutions of higher education in Virginia for its development and testing of emergency response and continuity of operation plans.

# NOVA

---

**Northern Virginia  
Community College**

**703-323-3000 | [www.nvcc.edu](http://www.nvcc.edu)**