

# Top Majors at NOVA's Most Popular Transfer Institutions by NOVA Graduation Status: 2017-18 through 2019-20

Research Report No. 11-21

Office of Institutional Effectiveness  
May 2021

**NORTHERN VIRGINIA COMMUNITY COLLEGE**  
**OFFICE OF INSTITUTIONAL EFFECTIVENESS**

The purpose of the Office of Institutional Effectiveness is to conduct analytical studies and provide information in support of institutional planning, policy formulation, and decision making. In addition, the office provides leadership and support in research related activities to members of the NOVA community engaged in planning and evaluating the institution's success in accomplishing its mission.

When citing data from this report, the Northern Virginia Community College (NOVA) Office of Institutional Effectiveness must be cited as the source.

4001 Wakefield Chapel Road  
Annandale, VA 22003-3796  
(703) 323-3129  
**[www.nvcc.edu/oieess](http://www.nvcc.edu/oieess)**

## Table of Contents

Introduction .....	1
Executive Summary .....	2
Section A. Top Four-Year Transfer Institutions by NOVA Graduation Status: 2017-18 through 2019-20 .....	5
Section B. Popular Majors at the Top Four-Year Transfer Institutions: 2017-18 through 2019-20 .....	6
1. George Mason University (GMU) .....	6
2. Virginia Polytechnic Institute and State University (VT).....	12
3. Virginia Commonwealth University (VCU).....	18
4. James Madison University (JMU).....	24
Conclusion .....	30

## List of Tables

Table 1. Top Four-Year Transfer Institutions by NOVA Graduation Status: 2019-20.....	5
Table 2. NOVA Graduates who Transferred to GMU by NOVA Pathway: 2017-18 through 2019-20.....	6
Table 3. Top Ten Majors at GMU for NOVA Graduates: 2017-18 through 2019-20.....	7
Table 4. Top Three Majors at GMU for NOVA Graduates by NOVA Pathway: 2017-18 through 2019-20.....	8
Table 5. NOVA Non-Graduates who Transferred to GMU by NOVA Pathway: 2017-18 through 2019-20.....	9
Table 6. Top Ten Majors at GMU for NOVA Non-Graduates: 2017-18 through 2019-20.....	10
Table 7. Top Three Majors at GMU for NOVA Non-Graduates by NOVA Pathway: 2017-18 through 2019-20.....	11
Table 8. NOVA Graduates who Transferred to VT by NOVA Pathway: 2017-18 through 2019-20.....	12
Table 9. Top Ten Majors at VT for NOVA Graduates: 2017-18 through 2019-20.....	13
Table 10. Top Three Majors at VT for NOVA Graduates by NOVA Pathway: 2017-18 through 2019-20.....	14
Table 11. NOVA Non-Graduates who Transferred to VT by NOVA Pathway: 2017-18 through 2019-20.....	15
Table 12. Top Ten Majors at VT for NOVA Non-Graduates: 2017-18 through 2019-20.....	16
Table 13. Top Three Majors at VT for NOVA Non-Graduates by NOVA Pathway: 2017-18 through 2019-20.....	17
Table 14. NOVA Graduates who Transferred to VCU by NOVA Pathway: 2017-18 through 2019-20.....	18
Table 15. Top Ten Majors at VCU for NOVA Graduates: 2017-18 through 2019-20.....	19
Table 16. Top Three Majors at VCU for NOVA Graduates by NOVA Pathway: 2017-18 through 2019-20.....	20
Table 17. NOVA Non-Graduates who Transferred to VCU by NOVA Pathway: 2017-18 through 2019-20.....	21
Table 18. Top Ten Majors at VCU for NOVA Non-Graduates: 2017-18 through 2019-20.....	22
Table 19. Top Three Majors at VCU for NOVA Non-Graduates by NOVA Pathway: 2017-18 through 2019-20.....	23
Table 20. NOVA Graduates who Transferred to JMU by NOVA Pathway: 2017-18 through 2019-20.....	24
Table 21. Top Ten Majors at JMU for NOVA Graduates: 2017-18 through 2019-20.....	25

Table 22. Top Three Majors at JMU for NOVA Graduates by NOVA Pathway: 2017-18 through 2019-20 .....	26
Table 23. NOVA Non-Graduates who Transferred to JMU by NOVA Pathway: 2017-18 through 2019-20 .....	27
Table 24. Top Ten Majors at JMU for NOVA Non-Graduates: 2017-18 through 2019-20 .....	28
Table 25. Top Three Majors at JMU for NOVA Non-Graduates by NOVA Pathway: 2017-18 through 2019-20 .....	29

### **List of Figures**

Figure 1. Percentage of Transfers to Top Four-Year Institutions Who Earned a NOVA Award Prior to Transfer: 2017-18 through 2019-20.....	5
Figure 2. NOVA Graduates who Transferred to GMU by NOVA Pathway: 2019-20 .....	6
Figure 3. Top Ten Majors at GMU for NOVA Graduates: 2019-20 .....	7
Figure 4. NOVA Non-Graduates who Transferred to GMU by NOVA Pathway: 2017-18 through 2019-20 .....	9
Figure 5. Top Ten Majors at GMU for NOVA Non-Graduates: 2019-20.....	10
Figure 6. NOVA Graduates who Transferred to VT by NOVA Pathway: 2019-20 .....	12
Figure 7. Top Ten Majors at VT for NOVA Graduates: 2019-20 .....	13
Figure 8. NOVA Non-Graduates who Transferred to VT by NOVA Pathway: 2019-20 .....	15
Figure 9. Top Ten Majors at VT for NOVA Non-Graduates: 2019-20 .....	16
Figure 10. NOVA Graduates who Transferred to VCU by NOVA Pathway: 2019-20 .....	18
Figure 11. Top Ten Majors at VCU for NOVA Graduates: 2019-20 .....	19
Figure 12. NOVA Non-Graduates who Transferred to VCU by NOVA Pathway: 2019-20 .....	21
Figure 13. Top Ten Majors at VCU for NOVA Non-Graduates: 2019-20 .....	22
Figure 14. NOVA Graduates who Transferred to JMU by NOVA Pathway: 2019-20 .....	24
Figure 15. Top Ten Majors at JMU for NOVA Graduates: 2019-20 .....	25
Figure 16. NOVA Non-Graduates who Transferred to JMU by NOVA Pathway: 2019-20.....	27
Figure 17. Top Ten Majors at JMU for NOVA Non-Graduates: 2019-20.....	28

## Introduction

Northern Virginia Community College (NOVA) uses several measures to evaluate student achievement in support of its mission and strategic plan, which states a commitment to the values of access, opportunity, student success, and excellence. In particular, the College aims to provide students with access to high-quality, postsecondary education in the Northern Virginia region, as well as to promote success by preparing students to graduate, transfer out, and enter the workforce with improved educational and labor market skills.

NOVA demonstrates its commitment to the values of student access and student success through well-established processes that evaluate and improve student achievement. In particular, NOVA measures eight student achievement criteria as reported to the Southern Association of Colleges and Schools Commission on Colleges (SACSCOC): 1) College Readiness; 2) Enrollment; 3) Course Success; 4) Retention; 5) Graduation; **6) Transfer**; 7) Job Placement; and 8) Licensing Exams.

This report presents NOVA transfer-out data by academic majors at four popular transfer institutions for students who received a NOVA credential prior to transfer and for students who did not receive a NOVA credential prior to transfer.<sup>1</sup> This information is intended to help the College further optimize programs like ADVANCE, which is a collaboration between NOVA and its most popular transfer institution, George Mason University. Information about students' transfer patterns—including transfer institutions, transfer with or without a credential, and major selection at the transfer institution—can aid NOVA's faculty and staff in planning pathway improvements.

This report uses data from both the State Council of Higher Education for Virginia (SCHEV) and the National Student Clearinghouse (NSC), as provided by Virginia's Community Colleges (VCCS).

---

<sup>1</sup> See also OIR Report No. 07-21: *Transfer Trends and Patterns Series: 2019-20 Report*.

## Executive Summary

### Section A. Transfer to the Most Popular Institutions by NOVA Graduation Status

- Among NOVA transfers to four-year institutions, less than one third earned a NOVA credential prior to transfer (31 percent in 2017-18, 28 percent in 2018-19, and 27 percent in 2019-20).
- More than 60 percent of transfers to GMU earned a NOVA credential prior to transfer, while less than 25 percent of transfers to VCU and less than 15 percent of transfers to VT and JMU earned a NOVA credential prior to transfer.

### Section B. Popular Majors at NOVA's Top Transfer Institutions

#### 1. George Mason University (GMU)

##### A. NOVA Graduates at GMU

- In 2019-20, NOVA graduates who transferred to GMU were most likely to have graduated from the *General Studies* pathway (39 percent) or the *Business and Hospitality Management* pathway (18 percent) at NOVA.
  - Seventy-one percent of graduates from the *Business and Hospitality Management* pathway at NOVA enrolled in one of three majors at GMU: *Accounting, Information Systems and Operations Management, and Management*.
  - However, only 27 percent of graduates from the *General Studies* pathway at NOVA enrolled in the top three majors for this pathway at GMU: *Information Technology, Criminology Law and Society, and Health Administration*.
- The GMU major with the largest number of NOVA graduates in 2019-20 was the *Information Technology* major (11 percent).

##### B. NOVA Non-Graduates at GMU

- In 2019-20, students who transferred to GMU without a NOVA credential were most likely to be enrolled in the *General Studies* pathway (11 percent) or the *Business and Hospitality Management* pathway (8 percent) at NOVA; 51 percent were not program placed prior to transfer.
  - Over half of non-graduates who were enrolled in the *Business and Hospitality Management* pathway at NOVA enrolled in one of three majors at GMU: *Information Systems and Operations Management, Accounting, or Management*.
- NOVA students who transferred to GMU without a credential in 2019-20 were most likely to be enrolled in the *Computer Science* program (8 percent) or the *Biology* program (7 percent) at GMU; 10 percent were *undeclared*.

## 2. Virginia Polytechnic and State University (VT)

### A. NOVA Graduates at VT

- The most popular pathways for NOVA graduates who transferred to VT in 2019-20 were the *Engineering and Applied Technologies* pathway (24 percent) and the *Business and Hospitality Management* pathway (17 percent) at NOVA.
  - Of the graduates who transferred to VT from the *Engineering and Applied Technologies* pathway at NOVA, 97 percent enrolled in one of three majors at VT: *General Engineering*, *Chemical Engineering*, and *Mechanical Engineering*.
  - Of the graduates who transferred to VT from the *Business and Hospitality Management* pathway at NOVA, 81 percent enrolled in one of three majors at VT: *Business Information Technology*, *Management*, and *Accounting and Information Systems*.
- The most popular VT major in 2019-20 for NOVA graduates was the *General Engineering* major (42 percent).

### B. NOVA Non-Graduates at VT

- In 2019-20, the largest numbers of students who transferred to VT without earning a NOVA credential were enrolled in the *Business and Hospitality Management* pathway (2 percent), the *Engineering and Applied Technologies* pathway (2 percent), or the *Life Sciences* pathway (2 percent) at NOVA; 91 percent were not program placed at NOVA.
  - Students enrolled in the *Engineering and Applied Technologies* pathway who transferred to VT without earning at NOVA credential enrolled in one of two majors at VT: *General Engineering* (90 percent) and *Building Construction* (10 percent).
- The most popular VT major for NOVA students who transferred without a credential in 2019-20 was the *General Engineering* major (27 percent).

## 3. Virginia Commonwealth University (VCU)

### A. NOVA Graduates at VCU

- NOVA graduates who transferred to VCU in 2019-20 were most likely to have graduated from the *General Studies* pathway (41 percent) or the *Life Sciences* pathway (19 percent) at NOVA.
  - Seventy-six percent of graduates who transferred to VCU from the *Life Sciences* pathway at NOVA enrolled in one of three majors at VCU: *Biology*, *Chemistry*, or *Science*.
  - However, only 36 percent of graduates who transferred to VCU from the *General Studies* pathway at NOVA enrolled in the top three majors for this pathway at VCU: *Psychology*; *Health, Physical Education, and Exercise Science*; or *Biology*.
- The most popular VCU majors for students who transferred with a NOVA credential were the *Biology* major and the *Psychology* major (both 15 percent in 2019-20).



## **B. NOVA Non-Graduates at VCU**

- NOVA non-graduates who transferred to VCU in 2019-20 were most likely to have been enrolled in the *Business and Hospitality Management* pathway (5 percent); 76 percent were not program placed at NOVA.
  - Eighty-two percent of non-graduates who transferred to VCU from the *Business and Hospitality Management* pathway at NOVA enrolled in one of three majors at VCU: *Business Foundation, Undeclared Human Sciences, or Mass Communications*.
- The largest proportion of students who transferred to VCU in 2019-20 without a NOVA credential were enrolled in the *Business Foundation* major at VCU (14 percent).

## **4. James Madison University (JMU)**

### **A. NOVA Graduates at JMU**

- The most popular pathways for NOVA graduates who transferred to JMU in 2019-20 were the *Business and Hospitality Management* pathway (31 percent) and the *General Studies* pathway (22 percent).
  - Sixty percent of graduates who transferred to JMU from the *Business and Hospitality Management* pathway at NOVA enrolled in one of three majors at JMU: *Finance, Marketing, or Management*.
  - However, only 38 percent of graduates who transferred to JMU from the *General Studies* pathway at NOVA enrolled in the top three JMU majors for students from this NOVA pathway: *Health Sciences, Nursing, or Psychology*.
- In 2019-20, the most popular JMU majors for students who transferred with a NOVA credential were the *Finance* major (9 percent) and the *Computer Information Systems* major (8 percent).

### **B. NOVA Non-Graduates at JMU**

- Students who transferred to JMU in 2019-20 without a NOVA credential were most likely to be enrolled in the *Business and Hospitality Management* pathway (2 percent) at NOVA; 90 percent were not program placed at NOVA.
  - Less than half (47 percent) of non-graduates who transferred to JMU from the *Business and Hospitality Management* pathway at NOVA enrolled in one of three majors at JMU: *Accounting, Management, or Finance*.
- NOVA students who transferred to JMU in 2019-20 without a credential were most likely to be enrolled in the *Nursing* program (6 percent); 30 percent were *undeclared*.

## Section A. Top Four-Year Transfer Institutions by NOVA Graduation Status: 2017-18 through 2019-20

Among NOVA transfers to four-year institutions, less than one third earned a NOVA credential prior to transfer (31 percent in 2017-18, 28 percent in 2018-19, and 27 percent in 2019-20). (Table 1)

**Table 1. Top Four-Year Transfer Institutions by NOVA Graduation Status: 2019-20**

Four-Year Transfer Institution	2017-18						2018-19						2019-20					
	With NOVA Award		No NOVA Award		Total		With NOVA Award		No NOVA Award		Total		With NOVA Award		No NOVA Award		Total	
	#	%	#	%	#	%	#	%	#	%	#	%	#	%	#	%	#	%
GMU*	1,968	61.7	1,224	38.3	3,192	100.0	1,918	57.1	1,441	42.9	3,359	100.0	1,982	60.5	1,295	39.5	3,277	100.0
VT	84	11.4	651	88.6	735	100.0	108	13.3	703	86.7	811	100.0	122	10.8	1,009	89.2	1,131	100.0
VCU	194	23.5	631	76.5	825	100.0	181	19.0	771	81.0	952	100.0	205	21.2	763	78.8	968	100.0
JMU	108	14.4	643	85.6	751	100.0	99	11.7	749	88.3	848	100.0	97	11.0	785	89.0	882	100.0
UVA	77	20.4	300	79.6	377	100.0	96	24.9	289	75.1	385	100.0	73	18.0	333	82.0	406	100.0
ODU	65	24.9	196	75.1	261	100.0	48	17.5	226	82.5	274	100.0	45	17.0	219	83.0	264	100.0
CNU	7	4.5	148	95.5	155	100.0	5	3.2	149	96.8	154	100.0	11	5.8	178	94.2	189	100.0
UMW	42	30.0	98	70.0	140	100.0	34	20.6	131	79.4	165	100.0	43	23.9	137	76.1	180	100.0
UM-Global**	62	32.0	132	68.0	194	100.0	36	20.8	137	79.2	173	100.0	33	18.4	146	81.6	179	100.0
Liberty U	59	28.6	147	71.4	206	100.0	41	21.4	151	78.6	192	100.0	35	21.2	130	78.8	165	100.0
Shenandoah	19	26.4	53	73.6	72	100.0	20	30.8	45	69.2	65	100.0	14	8.5	150	91.5	164	100.0
All Other	657	16.4	3,338	83.6	4,730	100.0	651	15.2	3,634	84.8	4,285	100.0	638	14.4	3,780	85.6	4,418	100.0
<b>Total</b>	<b>3,342</b>	<b>30.7</b>	<b>7,561</b>	<b>69.3</b>	<b>10,903</b>	<b>100.0</b>	<b>3,237</b>	<b>27.8</b>	<b>8,426</b>	<b>72.2</b>	<b>11,663</b>	<b>100.0</b>	<b>3,298</b>	<b>27.0</b>	<b>8,925</b>	<b>73.0</b>	<b>12,223</b>	<b>100.0</b>

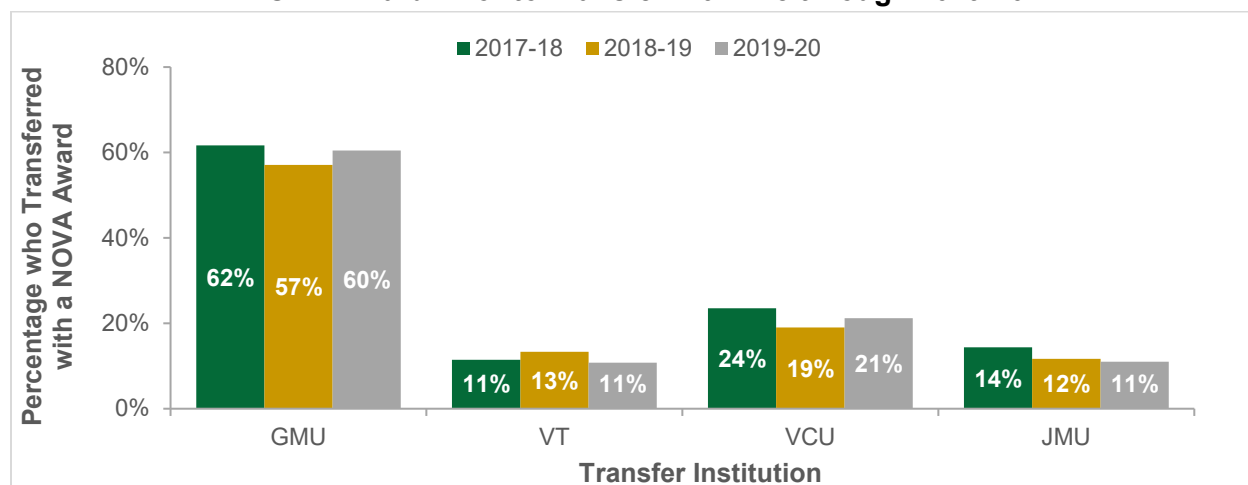
Source: National Student Clearinghouse (NSC). Note: See Report 07-21 for a full list of transfer institutions.

\*Includes George Mason University-Korea.

\*\*University of Maryland University College was renamed University of Maryland Global Campus in 2019.

More than 60 percent of transfers to GMU earned a NOVA credential prior to transfer, while less than one quarter of transfers to VCU and less than 15 percent of transfers to VT and JMU earned a NOVA credential prior to transfer. (Figure 1)

**Figure 1. Percentage of Transfers to Top Four-Year Institutions Who Earned a NOVA Award Prior to Transfer: 2017-18 through 2019-20**



Source: NSC

**Section B. Popular Majors at the Top Four-Year Transfer Institutions:  
2017-18 through 2019-20**

**1. George Mason University (GMU)**

**A. NOVA Graduates at GMU**

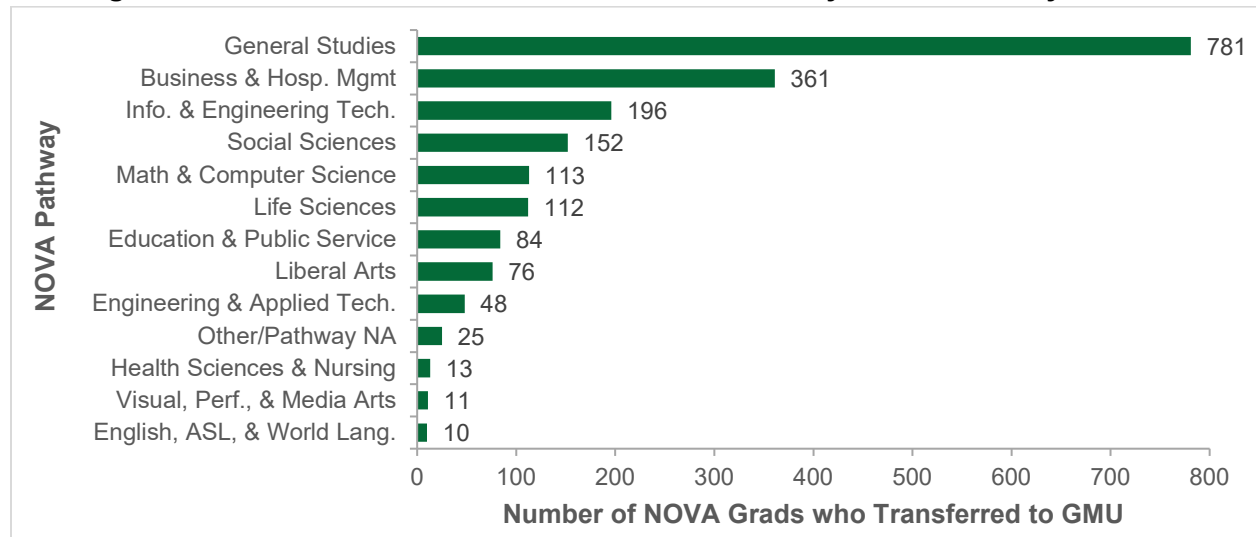
Table 2 and Figure 2 present data on students who earned a NOVA credential before transferring to GMU by NOVA Pathway. In 2019-20, the most popular pathways for NOVA graduates who transferred to GMU were the *General Studies* pathway (39 percent) and the *Business and Hospitality Management* pathway (18 percent) at NOVA.

**Table 2. NOVA Graduates who Transferred to GMU by NOVA Pathway:  
2017-18 through 2019-20**

NOVA Pathway	2017-18		2018-19		2019-20	
	#	%	#	%	#	%
Business & Hospitality Management	439	22.3	381	19.9	361	18.2
Education & Public Service	51	2.6	52	2.7	84	4.2
Engineering & Applied Technologies	38	1.9	49	2.6	48	2.4
English, ASL, & World Languages	11	0.6	7	0.4	10	0.5
General Studies	670	34.0	669	34.9	781	39.4
Health Sciences & Nursing	7	0.4	8	0.4	13	0.7
Information & Engineering Technologies	179	9.1	193	10.1	196	9.9
Liberal Arts	133	6.8	109	5.7	76	3.8
Life Sciences	114	5.8	115	6.0	112	5.7
Math & Computer Science	111	5.6	121	6.3	113	5.7
Social Sciences	160	8.1	164	8.6	152	7.7
Visual, Performing, & Media Arts	7	0.4	7	0.4	11	0.6
Other, Pathway Not Applicable	48	2.4	43	2.2	25	1.3
<b>Total NOVA Grads who Transferred to GMU</b>	<b>1,968</b>	<b>100.0</b>	<b>1,918</b>	<b>100.0</b>	<b>1,982</b>	<b>100.0</b>

Source: NSC. Note: Data include NOVA transfers who earned a NOVA credential prior to transferring.

**Figure 2. NOVA Graduates who Transferred to GMU by NOVA Pathway: 2019-20**



Source: NSC. Note: Data include NOVA transfers who earned a NOVA credential prior to transferring.

Table 3 and Figure 3 present the top ten GMU majors for NOVA graduates who transferred to GMU. The GMU major with the largest number of NOVA graduates in 2019-20 was the *Information Technology* major (11 percent).

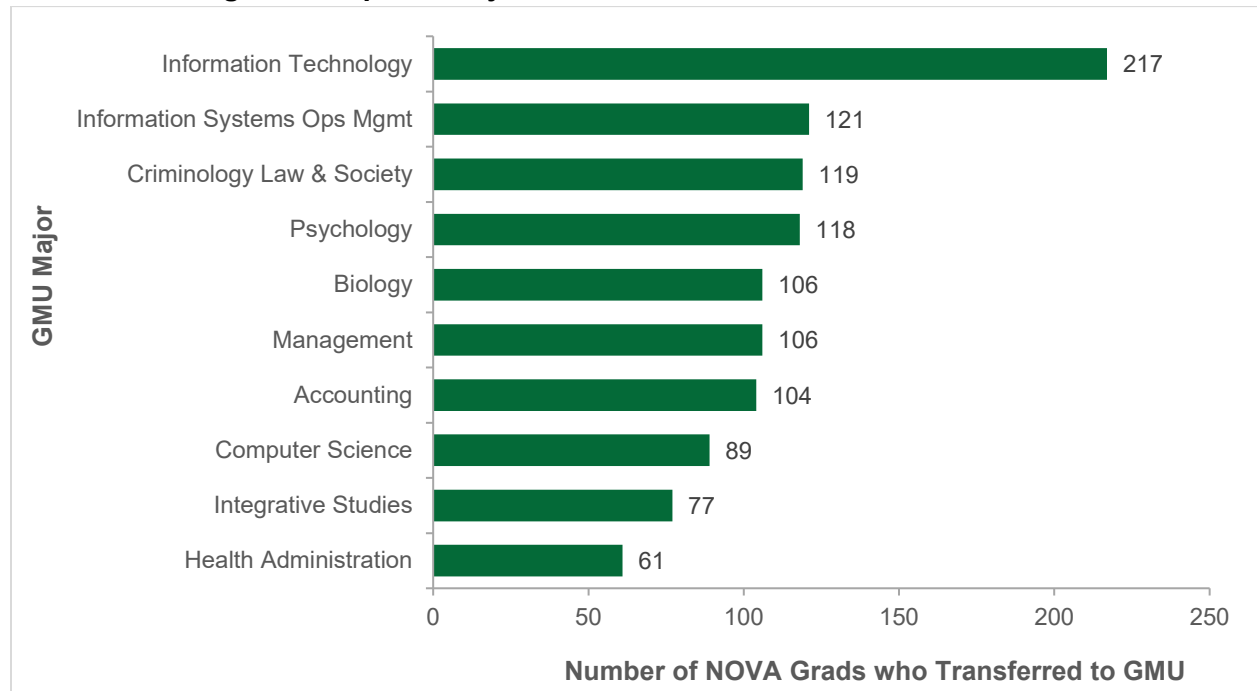
**Table 3. Top Ten Majors at GMU for NOVA Graduates: 2017-18 through 2019-20**

Top Ten Majors at GMU	2017-18		2018-19		2019-20	
	#	%	#	%	#	%
Information Technology	223	11.3	206	10.7	217	10.9
Information Systems Ops Management	116	5.9	114	5.9	121	6.1
Criminology Law & Society	129	6.6	110	5.7	119	6.0
Psychology	129	6.6	117	6.1	118	6.0
Biology	95	4.8	91	4.7	106	5.3
Management	95	4.8	93	4.8	106	5.3
Accounting	143	7.3	112	5.8	104	5.2
Computer Science	85	4.3	84	4.4	89	4.5
Integrative Studies	86	4.4	85	4.4	77	3.9
Health Administration	62	3.2	46	2.4	61	3.1
<i>All Other</i>	805	40.9	860	44.8	864	43.6
<b>Total NOVA Grads who Transferred to GMU</b>	<b>1,968</b>	<b>100.0</b>	<b>1,918</b>	<b>100.0</b>	<b>1,982</b>	<b>100.0</b>

Source: NSC.

Note: Data include NOVA transfers who earned a NOVA credential prior to transferring.

**Figure 3. Top Ten Majors at GMU for NOVA Graduates: 2019-20**



Source: NSC.

Note: Data include NOVA transfers who earned a NOVA credential prior to transferring.

Table 4 presents data on the three most popular majors at GMU for NOVA students who transferred with a NOVA credential during the three most recent academic years, sorted by NOVA Pathway. Only the top three majors for each pathway are included, and majors with ties within pathways are noted.

- Seventy-one percent of graduates from the *Business and Hospitality Management* pathway at NOVA enrolled in one of three majors at GMU: *Accounting, Information Systems and Operations Management, and Management.*
- However, only 27 percent of graduates from the *General Studies* pathway at NOVA enrolled in the top three majors for this pathway at GMU: *Information Technology, Criminology Law and Society, and Health Administration.*

**Table 4. Top Three Majors at GMU for NOVA Graduates by NOVA Pathway: 2017-18 through 2019-20**

NOVA Pathway	Top Three Majors At GMU	2017-18		2018-19		2019-20	
		#	%	#	%	#	%
Business & Hospitality Management	Accounting	126	28.7	99	26.0	88	24.4
	Information Sys. & Operations Mgmt	81	18.5	90	23.6	85	23.5
	Management	80	18.2	74	19.4	84	23.3
Education & Public Service	Criminology Law & Society	11	21.6	8	15.4	35	41.7
	Integrative Studies	28	54.9	27	51.9	22	26.2
	Individualized Study	7	13.7	7	13.5	7	8.3
Engineering & Applied Technologies	Civil & Infrastructure Engineering	12	31.6	13	26.5	13	27.1
	Mechanical Engineering	9	23.7	16	32.7	12	25.0
	Undeclared	9	23.7	12	24.5	10	20.8
English, ASL, & World Languages	English	9	81.8	5	71.4	5	50.0
	Creative Writing	2	18.2	0	0.0	2	20.0
	Communication	0	0.0	1	14.3	1	10.0
General Studies	Information Technology	37	5.5	43	6.4	79	10.1
	Criminology Law & Society	99	14.8	90	13.5	76	9.7
	Health Administration	46	6.9	34	5.1	54	6.9
Health Sciences & Nursing	Nursing	4	57.1	7	87.5	6	46.2
	Advance Nova Partnership	0	0.0	0	0.0	2	15.4
	Health Administration*	0	0.0	1	12.5	1	7.7
Info & Engineering Technologies	Information Technology	147	82.1	142	73.6	128	65.3
	Applied Science	17	9.5	33	17.1	50	25.5
	Information Sys. & Operations Mgmt	5	2.8	5	2.6	4	2.0
Liberal Arts	Communication	23	17.3	18	16.5	17	22.4
	Global Affairs	11	8.3	11	10.1	10	13.2
	Integrative Studies	5	3.8	6	5.5	8	10.5
Life Sciences	Biology	66	57.9	60	52.2	65	58.0
	Neuroscience	4	3.5	7	6.1	10	8.9
	Chemistry	8	7.0	14	12.2	10	8.9
Math & Computer Science	Computer Science	78	70.3	76	62.8	76	67.3
	Undeclared	7	6.3	10	8.3	16	14.2
	Information Technology	7	6.3	10	8.3	6	5.3
Social Sciences	Psychology	59	36.9	55	33.5	62	40.8
	Government Intl Politics	11	6.9	20	12.2	16	10.5
	Integrative Studies	12	7.5	17	10.4	11	7.2
Visual, Performing, & Media Arts	Art & Visual Technology	3	42.9	2	28.6	6	54.5
	Music	3	42.9	3	42.9	3	27.3
	Biology*	0	0.0	0	0.0	1	9.1
Other, Pathway Not Applicable	Art & Visual Technology	7	14.6	6	14.0	6	24.0
	Psychology	13	27.1	14	32.6	5	20.0
	Electrical Engineering	11	22.9	12	27.9	3	12.0

Source: NSC. Notes: Data include NOVA transfers who earned a NOVA credential prior to transferring. This table includes only data for the **top three** majors at GMU by enrollment in 2019-20 (in cases where there was a tie, enrollment in other years and/or overall enrollment was taken in consideration for ranking and the tie was noted). See Table 2 for GMU totals by NOVA pathway.

\*Other major(s) tied by enrollment in 2019-20.

## B. NOVA Non-Graduates at GMU

Table 5 and Figure 4 present data on students who did not earn a NOVA credential before transferring to GMU by NOVA Pathway. In 2019-20, students who transferred to GMU without a NOVA credential were most likely to have been enrolled in the *General Studies* pathway (11 percent) or the *Business and Hospitality Management* pathway (8 percent) at NOVA; 51 percent were not program placed prior to transfer.

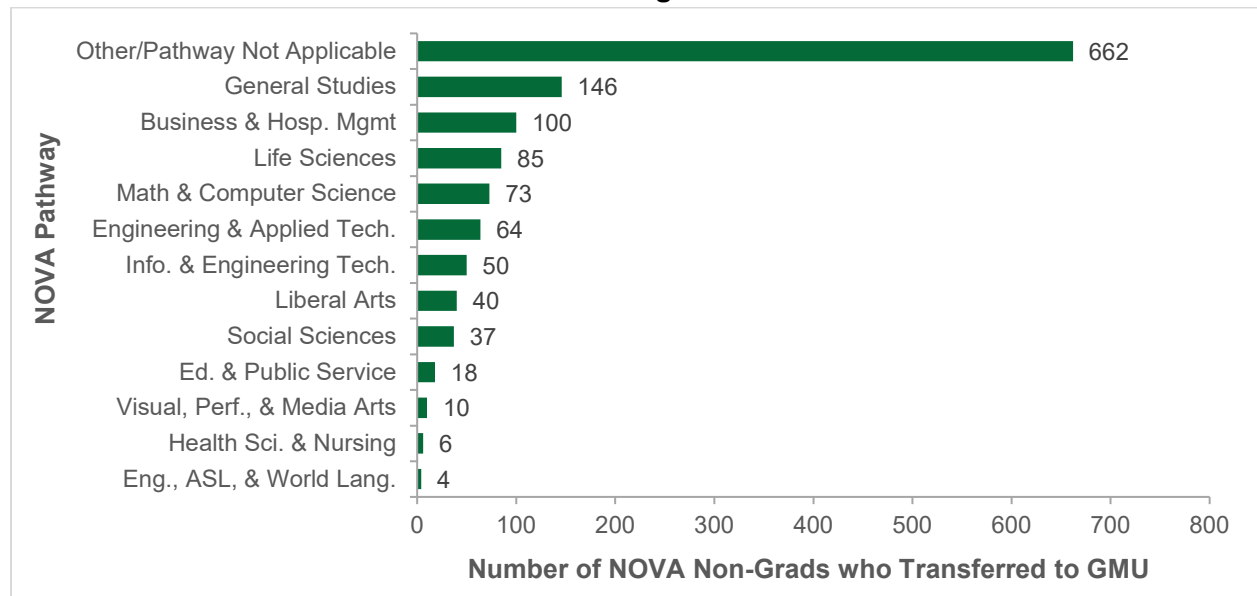
**Table 5. NOVA Non-Graduates who Transferred to GMU by NOVA Pathway: 2017-18 through 2019-20**

NOVA Pathway	2017-18		2018-19		2019-20	
	#	%	#	%	#	%
Business and Hospitality Management	98	8.0	120	8.3	100	7.7
Education and Public Service	16	1.3	22	1.5	18	1.4
Engineering and Applied Technologies	41	3.3	65	4.5	64	4.9
English, ASL, and World Languages	3	0.2	8	0.6	4	0.3
General Studies	188	15.4	206	14.3	146	11.3
Health Sciences and Nursing	2	0.2	7	0.5	6	0.5
Information and Engineering Technologies	53	4.3	68	4.7	50	3.9
Liberal Arts	53	4.3	53	3.7	40	3.1
Life Sciences	93	7.6	79	5.5	85	6.6
Mathematics and Computer Science	67	5.5	64	4.4	73	5.6
Social Sciences	75	6.1	76	5.3	37	2.9
Visual, Performing, & Media Arts	6	0.5	6	0.4	10	0.8
Other, Pathway Not Applicable	529	43.2	667	46.3	662	51.1
<b>Total NOVA Non-Grads who Transferred to GMU</b>	<b>1,224</b>	<b>100.0</b>	<b>1,441</b>	<b>100.0</b>	<b>1,295</b>	<b>100.0</b>

Source: NSC.

Note: Data include NOVA transfers who did not earn a NOVA credential prior to transferring.

**Figure 4. NOVA Non-Graduates who Transferred to GMU by NOVA Pathway: 2017-18 through 2019-20**



Source: NSC.

Note: Data include NOVA transfers who did not earn a NOVA credential prior to transferring.

Table 6 and Figure 5 present the top ten majors of transfer students who did not earn a NOVA credential prior to transferring to GMU. NOVA students who transferred to GMU in 2019-20 without a credential were most likely to be enrolled in the *Computer Science* program (8 percent) or the *Biology* program (7 percent) at GMU; 10 percent were *undeclared*.

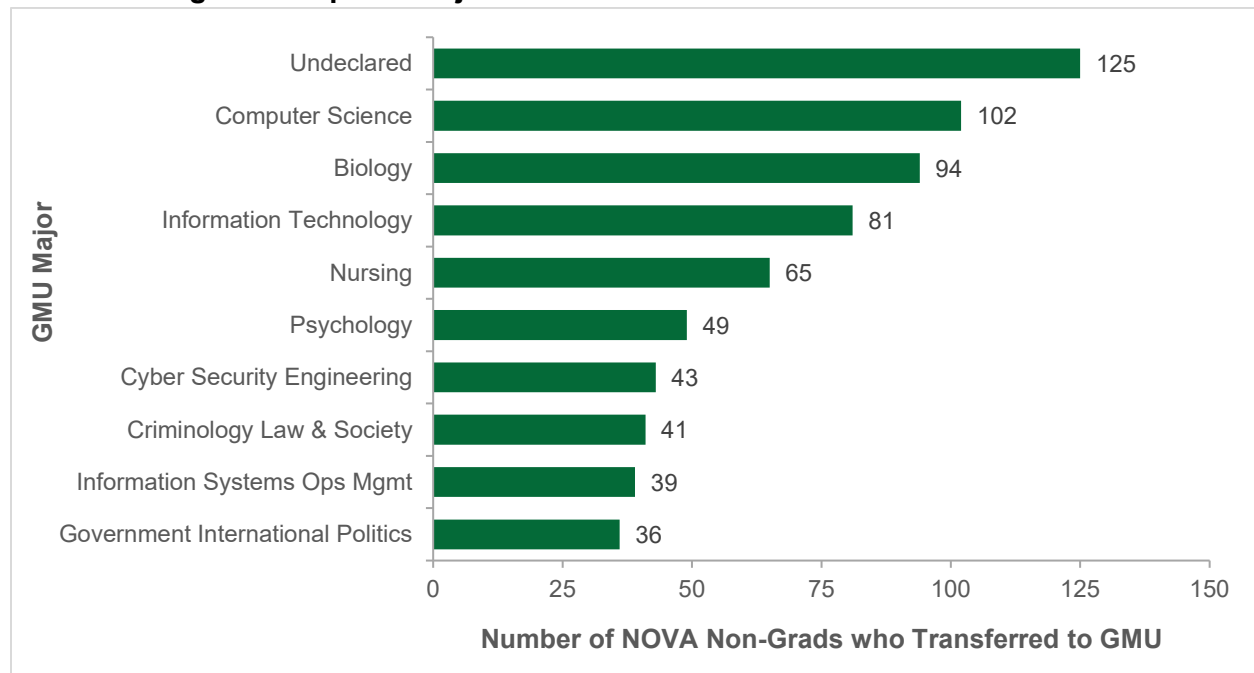
**Table 6. Top Ten Majors at GMU for NOVA Non-Graduates: 2017-18 through 2019-20**

Top Ten Majors at GMU	2017-18		2018-19		2019-20	
	#	%	#	%	#	%
Undeclared	133	10.9	176	12.2	125	9.7
Computer Science	86	7.0	101	7.0	102	7.9
Biology	75	6.1	85	5.9	94	7.3
Information Technology	83	6.8	89	6.2	81	6.3
Nursing	48	3.9	54	3.7	65	5.0
Psychology	41	3.3	59	4.1	49	3.8
Cyber Security Engineering	26	2.1	30	2.1	43	3.3
Criminology Law & Society	46	3.8	55	3.8	41	3.2
Information Systems Operations Management	44	3.6	58	4.0	39	3.0
Government International Politics	28	2.3	38	2.6	36	2.8
<i>All Other</i>	614	50.2	696	48.3	620	47.9
<b>Total NOVA Non-Grads who Transferred to GMU</b>	<b>1,224</b>	<b>100.0</b>	<b>1,441</b>	<b>100.0</b>	<b>1,295</b>	<b>100.0</b>

Source: NSC.

Note: Data include NOVA transfers who did not earn a NOVA credential prior to transferring.

**Figure 5. Top Ten Majors at GMU for NOVA Non-Graduates: 2019-20**



Source: NSC.

Note: Data include NOVA transfers who did not earn a NOVA credential prior to transferring.

Table 7 shows the three most popular majors at GMU for NOVA students who transferred without a NOVA credential during the three most recent academic years, sorted by NOVA Pathway. Only the top three majors for each pathway are included, and majors with ties within pathways are noted.

- Fifty-five percent of non-graduates who were enrolled in the *Business and Hospitality Management* pathway at NOVA enrolled in one of three majors at GMU: *Information Systems and Operations Management, Accounting, and Management*.

**Table 7. Top Three Majors at GMU for NOVA Non-Graduates by NOVA Pathway: 2017-18 through 2019-20**

NOVA Pathway	Top Three Majors at GMU	2017-18		2018-19		2019-20	
		#	%	#	%	#	%
Business & Hospitality Management	Information Systems & Ops Mgmt	17	17.3	27	22.5	21	21.0
	Accounting	25	25.5	32	26.7	19	19.0
	Management	13	13.3	14	11.7	15	15.0
Education & Public Service	Criminology Law & Society	1	6.3	1	4.5	6	33.3
	Integrative Studies	5	31.3	9	40.9	3	16.7
	Special Education	1	6.3	1	4.5	1	5.6
Engineering & Applied Technologies	Undeclared	11	26.8	18	27.7	15	23.4
	Advance Nova Partnership	0	0.0	3	4.6	11	17.2
	Civil & Infrastructure Engr	8	19.5	12	18.5	7	10.9
English, ASL, & World Languages	English	3	100.0	2	25.0	2	50.0
	Undeclared	0	0.0	1	12.5	1	25.0
	Contract Course Only	0	0.0	0	0.0	1	25.0
General Studies	Nursing	19	10.1	23	11.2	17	11.6
	Information Technology	11	5.9	9	4.4	12	8.2
	Health Administration	11	5.9	6	2.9	10	6.8
Health Sciences & Nursing	Nursing	0	0.0	1	14.3	2	33.3
	Biology	0	0.0	1	14.3	1	16.7
	History*	0	0.0	0	0.0	1	16.7
Info & Engineering Technologies	Information Technology	40	75.5	43	63.2	36	72.0
	Advance Nova Partnership	0	0.0	4	5.9	3	6.0
	Cyber Security Engineering	0	0.0	1	1.5	2	4.0
Liberal Arts	Communication	8	15.1	11	20.8	7	17.5
	Government Int'l Politics	5	9.4	7	13.2	4	10.0
	Global Affairs	14	26.4	3	5.7	3	7.5
Life Sciences	Biology	34	36.6	28	35.4	40	47.1
	Chemistry	7	7.5	4	5.1	5	5.9
	Undeclared	2	2.2	4	5.1	5	5.9
Math & Computer Science	Computer Science	28	41.8	25	39.1	40	54.8
	Undeclared	15	22.4	16	25.0	18	24.7
	Information Technology	7	10.4	3	4.7	3	4.1
Social Sciences	Psychology	17	22.7	25	32.9	11	29.7
	Government International Politics	6	8.0	9	11.8	5	13.5
	Public Administration	0	0.0	1	1.3	3	8.1
Visual, Performing, & Media Arts	Art & Visual Technology	0	0.0	1	16.7	4	40.0
	Music	2	33.3	2	33.3	2	20.0
	Film & Video Studies	0	0.0	1	16.7	1	10.0
Other, Pathway Not Applicable	Undeclared	87	16.4	115	17.2	77	11.6
	Computer Science	56	10.6	70	10.5	59	8.9
	Biology	27	5.1	40	6.0	45	6.8

Source: NSC.

Notes: Data include NOVA transfers who did not earn a NOVA credential prior to transferring. This table includes only data for the **top three** majors at GMU by enrollment in 2019-20 (in cases where there was a tie, enrollment in other years and/or overall enrollment was taken in consideration for ranking and the tie was noted). See Table 5 for GMU totals by NOVA pathway.

\*Other major(s) tied by enrollment in 2019-20.



## 2. Virginia Polytechnic Institute and State University (VT)

### A. NOVA Graduates at VT

Table 8 and Figure 6 present data on students who earned a NOVA credential before transferring to VT by NOVA Pathway.

- The most popular pathways for NOVA graduates who transferred to VT in 2019-20 were the *Engineering and Applied Technologies* pathway (24 percent) and the *Business and Hospitality Management* pathway (17 percent) at NOVA.

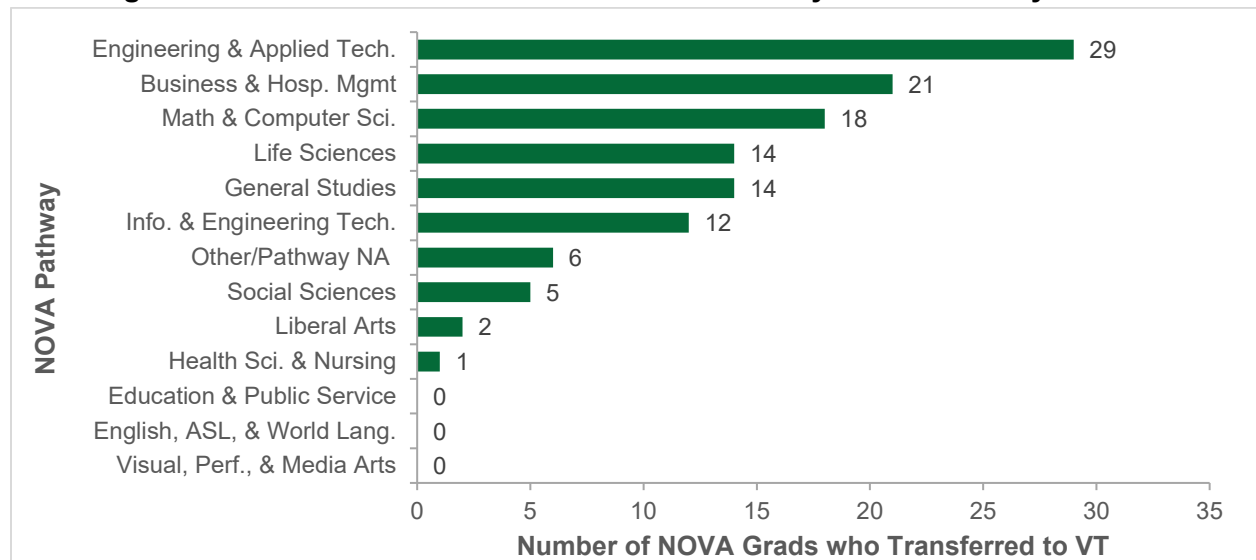
**Table 8. NOVA Graduates who Transferred to VT by NOVA Pathway: 2017-18 through 2019-20**

NOVA Pathway	2017-18		2018-19		2019-20	
	#	%	#	%	#	%
Business & Hospitality Management	28	33.3	24	22.2	21	17.2
Education & Public Service	0	0.0	0	0.0	0	0.0
Engineering & Applied Technologies	20	23.8	26	24.1	29	23.8
English, ASL, & World Languages	0	0.0	0	0.0	0	0.0
General Studies	6	7.1	12	11.1	14	11.5
Health Sciences & Nursing	0	0.0	0	0.0	1	0.8
Information & Engineering Technologies	0	0.0	4	3.7	12	9.8
Liberal Arts	1	1.2	1	0.9	2	1.6
Life Sciences	9	10.7	18	16.7	14	11.5
Math & Computer Science	9	10.7	12	11.1	18	14.8
Social Sciences	7	8.3	2	1.9	5	4.1
Visual, Performing, & Media Arts	0	0.0	0	0.0	0	0.0
Other, Pathway Not Applicable	4	4.8	9	8.3	6	4.9
<b>Total NOVA Grads who Transferred to VT</b>	<b>84</b>	<b>100.0</b>	<b>108</b>	<b>100.0</b>	<b>122</b>	<b>100.0</b>

Source: NSC.

Note: Data include NOVA transfers who earned a NOVA credential prior to transferring.

**Figure 6. NOVA Graduates who Transferred to VT by NOVA Pathway: 2019-20**



Source: NSC.

Note: Data include NOVA transfers who earned a NOVA credential prior to transferring.

Table 9 and Figure 7 present the top ten majors of students who earned a NOVA credential prior to transferring to VT. The most popular VT major for NOVA graduates who transferred to VT was the *General Engineering* major (42 percent in 2019-20).

**Table 9. Top Ten Majors at VT for NOVA Graduates: 2017-18 through 2019-20**

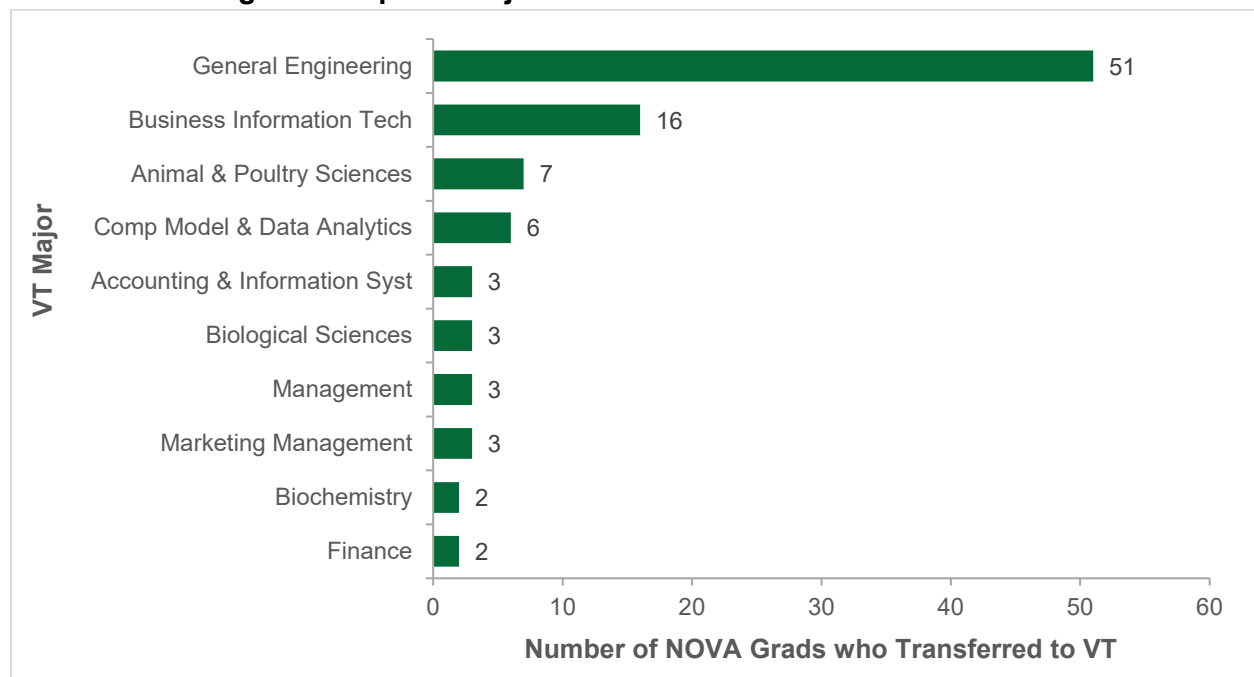
Top Ten Majors at VT	2017-18*		2018-19		2019-20	
	#	%	#	%	#	%
General Engineering	--	--	49	45.4	51	41.8
Business Information Tech	--	--	10	9.3	16	13.1
Animal & Poultry Sciences	--	--	3	2.8	7	5.7
Comp Model & Data Analytics	--	--	1	0.9	6	4.9
Accounting & Information Syst	2	--	5	4.6	3	2.5
Biological Sciences	--	--	12	11.1	3	2.5
Management	--	--	3	2.8	3	2.5
Marketing Management	--	--	1	0.9	3	2.5
Biochemistry	--	--	2	1.9	2	1.6
Finance	--	--	5	4.6	2	1.6
<i>All Other</i>	82	97.6	17	15.7	26	21.3
<b>Total NOVA Grads who Transferred to VT</b>	<b>84</b>	<b>100.0</b>	<b>108</b>	<b>100.0</b>	<b>122</b>	<b>100.0</b>

Source: NSC.

Note: Data include NOVA transfers who earned a NOVA credential prior to transferring.

\*Major data not available for most VT transfer students in 2017-18.

**Figure 7. Top Ten Majors at VT for NOVA Graduates: 2019-20**



Source: NSC.

Note: Data include NOVA transfers who earned a NOVA credential prior to transferring.

Table 10 shows the three most popular majors at VT for NOVA students who transferred with a NOVA credential during the three most recent academic years, sorted by NOVA Pathway. Only the top three majors for each pathway are included, and majors with ties within pathways are noted.

- Of the graduates who transferred to VT from the *Engineering and Applied Technologies* pathway at NOVA, 97 percent enrolled in one of three majors at VT: *General Engineering, Chemical Engineering, and Mechanical Engineering*.
- Of the graduates who transferred to VT from the *Business and Hospitality Management* pathway at NOVA, 81 percent enrolled in one of three majors at VT: *Business Information Technology, Management, and Accounting and Information Systems*.

**Table 10. Top Three Majors at VT for NOVA Graduates by NOVA Pathway: 2017-18 through 2019-20**

NOVA Pathway	Top Three Majors at VT	2017-18*		2018-19		2019-20	
		#	%	#	%	#	%
Business & Hospitality Management	Business Information Technology	--	--	9	37.5	11	52.4
	Management	--	--	3	12.5	3	14.3
	Accounting & Information Systems	2	7.1	5	20.8	3	14.3
Engineering & Applied Technologies	General Engineering	--	--	26	100.0	27	93.1
	Chemical Engineering	--	--	0	0.0	1	3.4
	Mechanical Engineering	1	5.0	0	0.0	0	0.0
General Studies	General Engineering**	--	--	2	16.7	1	7.1
	Psychology**	--	--	1	8.3	1	7.1
	Business Information Tech**	--	--	0	0.0	1	7.1
Health Sci. & Nursing	Animal & Poultry Sciences	--	--	0	--	1	100.0
Info & Engineering Technologies	General Engineering	--	--	1	25.0	4	33.3
	Business Information Tech	--	--	1	25.0	4	33.3
	Biological Sciences	--	--	0	0.0	2	16.7
Liberal Arts	International Studies	--	--	0	0.0	1	50.0
	Communication Studies	--	--	0	0.0	1	50.0
	Economics Science	--	--	1	100.0	0	0.0
Life Sciences	Animal & Poultry Sciences	--	--	3	16.7	5	35.7
	General Engineering	--	--	0	0.0	3	21.4
	Biochemistry	--	--	2	11.1	2	14.3
Math & Computer Science	General Engineering	--	--	11	91.7	11	61.1
	Computational Modeling & Data Analytics	--	--	0	0.0	5	27.8
	Mathematics**	--	--	0	0.0	1	5.6
Social Sciences	Political Science	--	--	0	0.0	2	40.0
	Multimedia Journalism**	--	--	1	50.0	1	20.0
	Agricultural Sciences**	--	--	0	0.0	1	20.0

Source: NSC

Notes: Data include NOVA transfers who earned a NOVA credential prior to transferring. This table includes only data for the top three majors at VT (if available) by enrollment in 2019-20 (in cases where there was a tie, enrollment in other years and/or overall enrollment was taken in consideration for ranking and the tie was noted). See Table 8 for VT totals by NOVA pathway.

\*Major data not available for most VT transfer students in 2017-18.

\*\*Other major(s) tied by enrollment in 2019-20.

## B. NOVA Non-Graduates at VT

Table 11 and Figure 8 present data on students who did not earn a NOVA credential before transferring to VT by NOVA Pathway.

- In 2019-20, the largest numbers of students who transferred to VT without earning a NOVA credential were enrolled in the *Business and Hospitality Management* pathway (2 percent), the *Engineering and Applied Technologies* pathway (2 percent), or the *Life Sciences* pathway (2 percent) at NOVA; 91 percent were not program placed at NOVA.

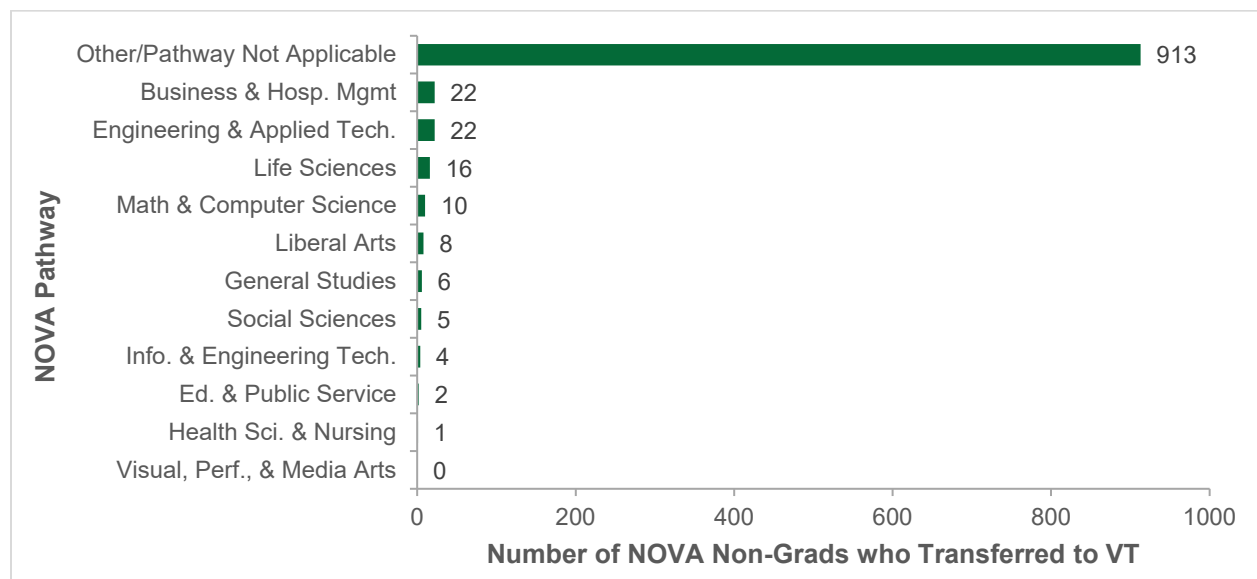
**Table 11. NOVA Non-Graduates who Transferred to VT by NOVA Pathway:  
2017-18 through 2019-20**

NOVA Pathway	2017-18		2018-19		2019-20	
	#	%	#	%	#	%
Business & Hospitality Management	21	3.2	22	3.1	22	2.2
Education & Public Service	0	0.0	0	0.0	2	0.2
Engineering & Applied Technologies	40	6.1	21	3.0	22	2.2
General Studies	8	1.2	13	1.8	6	0.6
Health Sciences & Nursing	0	0.0	0	0.0	1	0.1
Information & Engineering Technologies	2	0.3	2	0.3	4	0.4
Liberal Arts	3	0.5	4	0.6	8	0.8
Life Sciences	19	2.9	16	2.3	16	1.6
Mathematics & Computer Science	7	1.1	15	2.1	10	1.0
Social Sciences	2	0.3	9	1.3	5	0.5
Visual, Performing, & Media Arts	0	0.0	1	0.1	0	0.0
Other, Pathway Not Applicable	549	84.3	600	85.3	913	90.5
<b>Total NOVA Non-Grads who Transferred to VT</b>	<b>651</b>	<b>100.0</b>	<b>703</b>	<b>100.0</b>	<b>1,009</b>	<b>100.0</b>

Source: NSC.

Note: Data include NOVA transfers who did not earn a NOVA credential prior to transferring.

**Figure 8. NOVA Non-Graduates who Transferred to VT by NOVA Pathway:  
2019-20**



Source: NSC.

Note: Data include NOVA transfers who did not earn a NOVA credential prior to transferring.

Table 12 and Figure 9 present the top ten majors of students who did not earn a NOVA credential prior to transferring to VT. The most popular VT major for NOVA students who transferred to VT without a credential in 2019-20 was the *General Engineering* major (27 percent).

**Table 12. Top Ten Majors at VT for NOVA Non-Graduates: 2017-18 through 2019-20**

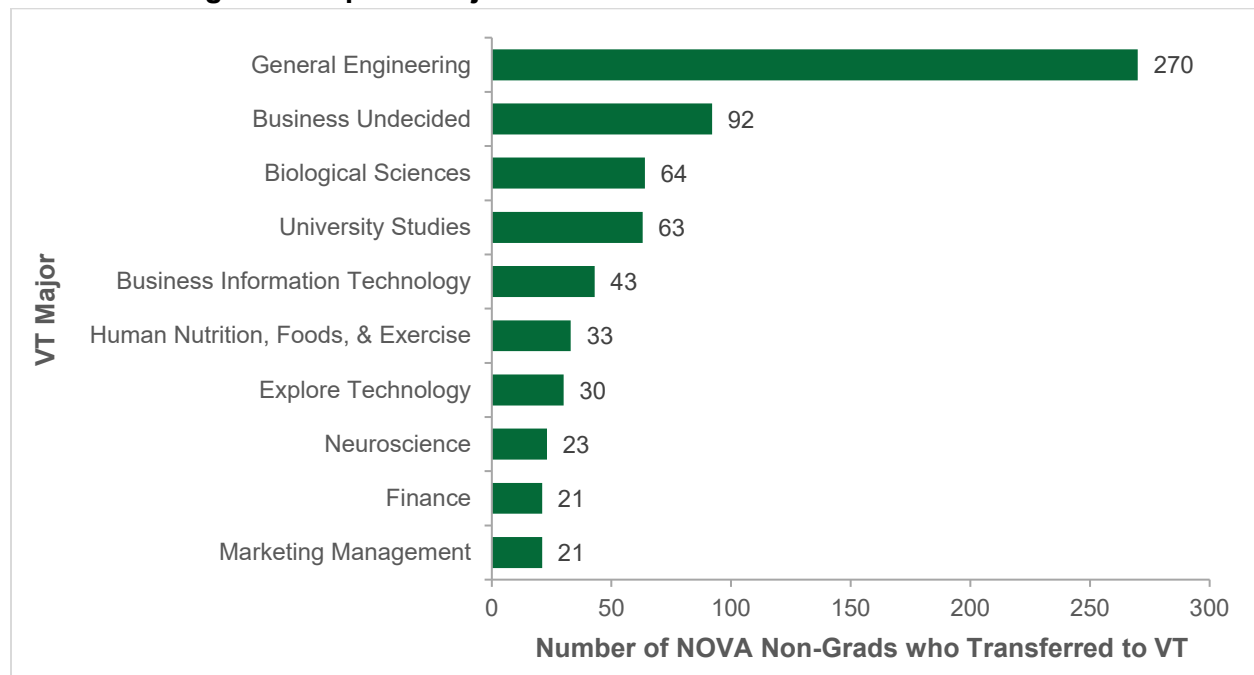
Top Ten Majors at VT	2017-18*		2018-19		2019-20	
	#	%	#	%	#	%
General Engineering	2	--	172	24.5	270	26.8
Business Undecided	--	--	50	7.1	92	9.1
Biological Sciences	2	--	38	5.4	64	6.3
University Studies	1	--	46	6.5	63	6.2
Business Information Technology	1	--	40	5.7	43	4.3
Human Nutrition, Foods, & Exercise	--	--	14	2.0	33	3.3
Explore Technology	--	--	9	1.3	30	3.0
Neuroscience	--	--	21	3.0	23	2.3
Marketing Management	--	--	14	2.0	21	2.1
Finance	4	--	10	1.4	21	2.1
<i>All Other</i>	641	98.5	289	41.1	349	34.6
<b>Total NOVA Non-Grads who Transferred to VT</b>	<b>651</b>	<b>100.0</b>	<b>703</b>	<b>100.0</b>	<b>1,009</b>	<b>100.0</b>

Source: NSC.

Note: Data include NOVA transfers who did not earn a NOVA credential prior to transferring.

\*Major data not available for most VT transfer students in 2017-18.

**Figure 9. Top Ten Majors at VT for NOVA Non-Graduates: 2019-20**



Source: NSC.

Note: Data include NOVA transfers who did not earn a NOVA credential prior to transferring.

Table 13 shows the three most popular majors at VT for NOVA students who transferred to VT without a NOVA credential during the three most recent academic years, sorted by NOVA Pathway. Only the top three majors for each pathway are included, and majors with ties within pathways are noted.

- Students enrolled in the *Engineering and Applied Technologies* pathway who transferred to VT without earning a NOVA credential enrolled in one of two majors at VT: *General Engineering* (90 percent) and *Building Construction* (10 percent).

**Table 13. Top Three Majors at VT for NOVA **Non-Graduates** by NOVA Pathway:  
2017-18 through 2019-20**

NOVA Pathway	Top Three Majors at VT	2017-18*		2018-19		2019-20	
		#	%	#	%	#	%
Business & Hospitality Management	Business Information Tech	--	--	7	31.8	8	36.4
	Finance	2	--	1	4.5	5	22.7
	Marketing Management	--	--	3	13.6	4	18.2
Education & Public Service	Political Science	--	--	0	--	2	100.0
Engineering & Applied Technologies	General Engineering	1	--	18	85.7	20	90.9
	Building Construction	--	--	0	0.0	2	9.1
	Psychology**	--	--	1	4.8	0	0.0
General Studies	Psychology**	--	--	1	7.7	1	16.7
	National Security & Foreign Affairs**	--	--	1	7.7	1	16.7
	Criminology**	--	--	1	7.7	1	16.7
Health Sci. & Nursing	Human Nutrition, Foods, & Exercise	--	--	0	--	1	100.0
Info & Engineering Technologies	Information Technology**	--	--	1	50.0	1	25.0
	General Engineering**	--	--	0	0.0	1	25.0
	Business Information Tech**	--	--	0	0.0	1	25.0
Liberal Arts	Communication Studies	--	--	1	25.0	2	25.0
	Public Relations	--	--	0	0.0	2	25.0
	Multimedia Journalism**	--	--	0	0.0	1	12.5
Life Sciences	Biological Sciences	--	--	3	18.8	5	31.3
	Biochemistry	--	--	3	18.8	3	18.8
	General Engineering	--	--	1	6.3	2	12.5
Math & Computer Science	Computational Modeling & Data Analytics	--	--	0	0.0	3	30.0
	General Engineering	--	--	11	73.3	3	30.0
	Explore Technology	--	--	0	0.0	2	20.0
Social Sciences	Criminology	--	--	1	11.1	2	40.0
	Political Science**	--	--	2	22.2	1	20.0
	Psychology**	--	--	0	0.0	1	20.0
Visual, Perf., & Media Arts	Music	--	--	1	100.0	0	--
Other, Pathway Not Applicable	General Engineering	1	--	141	23.5	243	26.6
	Business Undecided	--	--	50	8.3	92	10.1
	University Studies	1	--	46	7.7	63	6.9

Source: NSC.

Notes: Data include NOVA transfers who did not earn a NOVA credential prior to transferring. This table includes only data for the top three majors at VT by enrollment in 2019-20 (in cases where there was a tie, enrollment in other years and/or overall enrollment was taken in consideration for ranking and the tie was noted). See Table 11 for VT totals by NOVA pathway.

\*Major data not available for most VT transfer students in 2017-18.

\*\*Other major(s) tied by enrollment in 2019-20.

### 3. Virginia Commonwealth University (VCU)

#### A. NOVA Graduates at VCU

Table 14 and Figure 10 present data on students who earned a NOVA credential before transferring to VCU by NOVA Pathway. The most popular pathways for NOVA graduates who transferred to VCU in 2019-20 were the *General Studies* pathway (41 percent) and the *Life Sciences* pathway (19 percent) at NOVA.

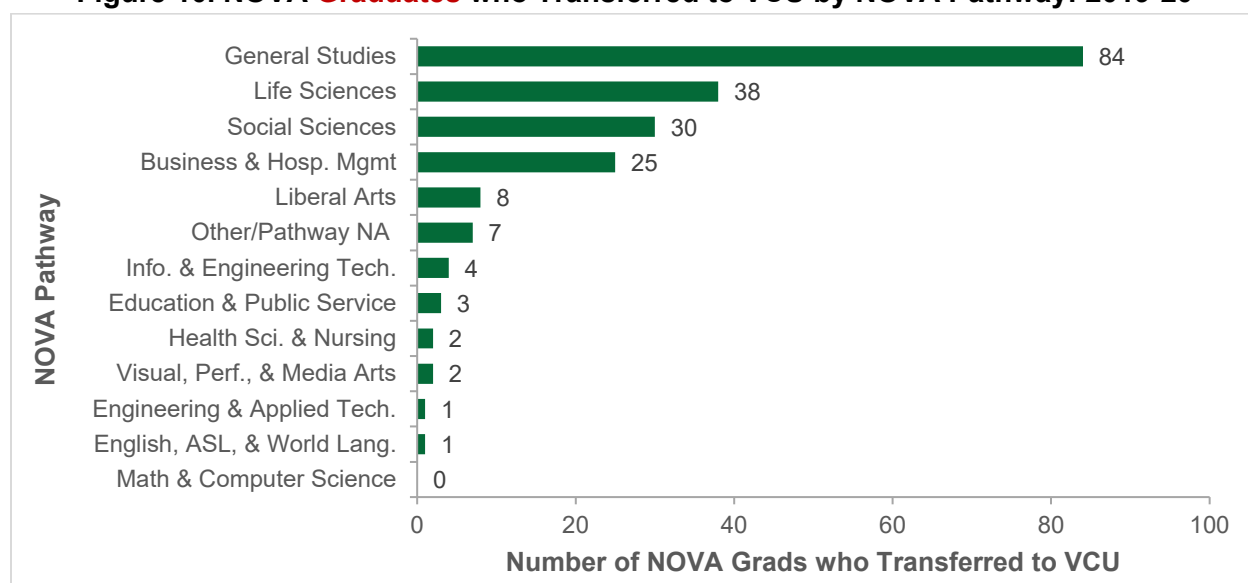
**Table 14. NOVA Graduates who Transferred to VCU by NOVA Pathway: 2017-18 through 2019-20**

NOVA Pathway	2017-18		2018-19		2019-20	
	#	%	#	%	#	%
Business & Hospitality Management	29	14.9	28	15.5	25	12.2
Education & Public Service	4	2.1	1	0.6	3	1.5
Engineering & Applied Technologies	2	1.0	6	3.3	1	0.5
English, ASL, & World Languages	1	0.5	1	0.6	1	0.5
General Studies	54	27.8	53	29.3	84	41.0
Health Sciences & Nursing	8	4.1	1	0.6	2	1.0
Information & Engineering Technologies	6	3.1	7	3.9	4	2.0
Liberal Arts	9	4.6	13	7.2	8	3.9
Life Sciences	29	14.9	29	16.0	38	18.5
Math & Computer Science	4	2.1	4	2.2	0	0.0
Social Sciences	40	20.6	30	16.6	30	14.6
Visual, Performing, & Media Arts	3	1.5	2	1.1	2	1.0
Other, Pathway Not Applicable	5	2.6	6	3.3	7	3.4
<b>Total NOVA Grads who Transferred to VCU</b>	<b>194</b>	<b>100.0</b>	<b>181</b>	<b>100.0</b>	<b>205</b>	<b>100.0</b>

Source: NSC

Note: Data include NOVA transfers who earned a NOVA credential prior to transferring.

**Figure 10. NOVA Graduates who Transferred to VCU by NOVA Pathway: 2019-20**



Source: NSC.

Note: Data include NOVA transfers who earned a NOVA credential prior to transferring.

Table 15 and Figure 11 present the top ten majors of transfer students who earned a NOVA credential prior to transferring to VCU. The most popular VCU majors for students who transferred to VCU with a NOVA credential were the *Biology* major and the *Psychology* major (both 15 percent in 2019-20).

**Table 15. Top Ten Majors at VCU for NOVA Graduates: 2017-18 through 2019-20**

Top Ten Majors at VCU	2017-18		2018-19		2019-20	
	#	%	#	%	#	%
Biology	19	9.8	28	15.5	31	15.1
Psychology	16	8.2	21	11.6	30	14.6
Business Foundation	31	16.0	28	15.5	25	12.2
Health, Physical Education, & Exercise Science	7	3.6	5	2.8	10	4.9
Business	6	3.1	8	4.4	8	3.9
Science	6	3.1	2	1.1	8	3.9
Chemistry	5	2.6	1	0.6	7	3.4
Mass Communications*	7	3.6	10	5.5	7	3.4
Nursing	2	1.0	3	1.7	6	2.9
Social Work**	10	5.2	5	2.8	7	3.4
<i>All Other</i>	86	44.3	70	38.7	67	32.7
<b>Total NOVA Grads who Transferred to VCU</b>	<b>194</b>	<b>100.0</b>	<b>181</b>	<b>100.0</b>	<b>205</b>	<b>100.0</b>

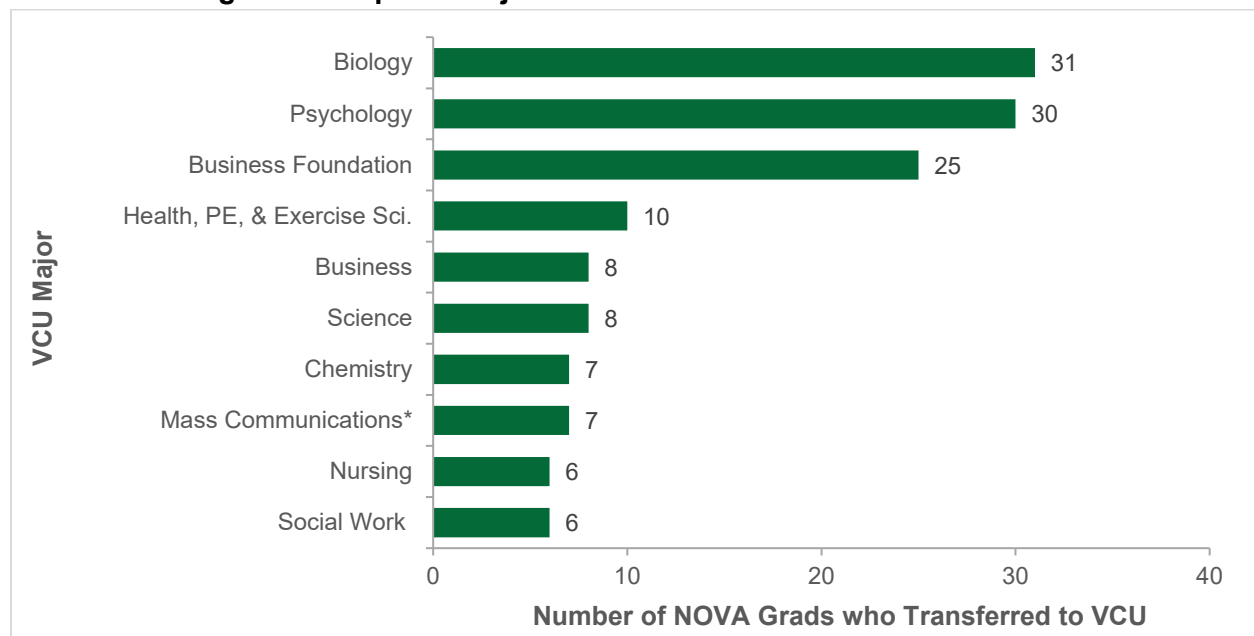
Source: NSC.

Note: Data include NOVA transfers who earned a NOVA credential prior to transferring.

\*Includes Mass Communications and Mass Communications Foundation

\*\*Includes Social Work and Social Work (Lower Division).

**Figure 11. Top Ten Majors at VCU for NOVA Graduates: 2019-20**



Source: NSC.

Note: Data include NOVA transfers who earned a NOVA credential prior to transferring.



Table 16 presents data on the three most popular majors at VCU for students who transferred with a NOVA credential during the three most recent academic years, sorted by NOVA Pathway. Only the top three majors for each pathway are included, and majors with ties within pathways are noted.

- Seventy-six percent of graduates who transferred to VCU from the *Life Sciences* pathway at NOVA enrolled in one of three majors at VCU: *Biology*, *Chemistry*, or *Science*.
- However, only 36 percent of graduates who transferred to VCU from the *General Studies* pathway at NOVA enrolled in the top three majors for this pathway at VCU: *Psychology*; *Health, Physical Education, and Exercise Science*; or *Biology*.

**Table 16. Top Three Majors at VCU for NOVA Graduates by NOVA Pathway: 2017-18 through 2019-20**

NOVA Pathway	Top Three Majors at VCU	2017-18		2018-19		2019-20	
		#	%	#	%	#	%
Business & Hospitality Management	Business Foundation	11	37.9	15	53.6	10	40.0
	Business	5	17.2	7	25.0	8	32.0
	Information Systems	5	17.2	0	0.0	3	12.0
Education & Public Service	Criminal Justice	0	0.0	1	100.0	2	66.7
	History	0	0.0	0	0.0	1	33.3
	Liberal Studies for Early & Elem Education*	3	75.0	0	0.0	0	0.0
Engineering & Applied Technologies	Mechanical Engineering	0	0.0	3	50.0	1	100.0
	Business Foundation*	0	0.0	1	16.7	0	0.0
	Chemical & Life Science Engineering*	1	50.0	1	16.7	0	0.0
Eng., ASL, & World Lang.	English	1	100.0	1	100.0	1	100.0
General Studies	Psychology	4	7.4	9	17.0	12	14.3
	Health, Physical Ed, & Exercise Science*	4	7.4	4	7.5	9	10.7
	Biology*	3	5.6	9	17.0	9	10.7
Health Sciences & Nursing	Clinical Laboratory Sciences	3	37.5	1	100.0	1	50.0
	Homeland Security Emer. Preparedness	0	0.0	0	0.0	1	50.0
	Mass Communications*	1	12.5	0	0.0	0	0.0
Info & Engineering Technologies	Business Foundation	5	83.3	6	85.7	3	75.0
	Biology	0	0.0	0	0.0	1	25.0
	Computer Science*	0	0.0	1	14.3	0	0.0
Liberal Arts	Political Science	1	11.1	1	7.7	2	25.0
	Mass Communications	2	22.2	2	15.4	2	25.0
	International Studies*	1	11.1	4	30.8	1	12.5
Life Sciences	Biology	15	51.7	18	62.1	21	55.3
	Chemistry	4	13.8	1	3.4	5	13.2
	Science	3	10.3	1	3.4	3	7.9
Math & Computer Science	Business Foundation	2	50.0	0	0.0	0	--
	Mathematical Sciences	2	50.0	2	50.0	0	--
	Computer Science	0	0.0	2	50.0	0	--
Social Sciences	Psychology	10	25.0	9	30.0	16	53.3
	Social Work	9	22.5	3	10.0	4	13.3
	Mass Communications	1	2.5	4	13.3	3	10.0
Visual, Performing, & Media Arts	Sculpture	0	0.0	0	0.0	1	50.0
	Mass Communications	0	0.0	0	0.0	1	50.0
	Business*	0	0.0	1	50.0	0	0.0
Other, Pathway Not Applicable	Art Foundation	0	0.0	0	0.0	2	28.6
	Business Foundation*	1	20.0	1	16.7	1	14.3
	Pre-Nursing*	0	0.0	0	0.0	1	14.3

Source: NSC.

Notes: Data include NOVA transfers who earned a NOVA credential prior to transferring. This table includes only data for the top three majors at VCU (if applicable) by enrollment in 2019-20 (in cases where there was a tie, enrollment in other years and/or overall enrollment was taken in consideration for ranking and the tie was noted). See Table 14 for VCU totals by NOVA pathway. Mass Communications major includes Mass Communications Foundation and Social Work major includes Social Work (Lower Division).

\*Other major(s) tied by enrollment in 2019-20.

## B. NOVA Non-Graduates at VCU

Table 17 and Figure 12 show students who did not earn a NOVA credential before transferring to VCU by NOVA Pathway. The most popular pathway for NOVA non-graduates who transferred to VCU was the *Business and Hospitality Management* pathway (5 percent in 2019-20); 76 percent were not program placed at NOVA.

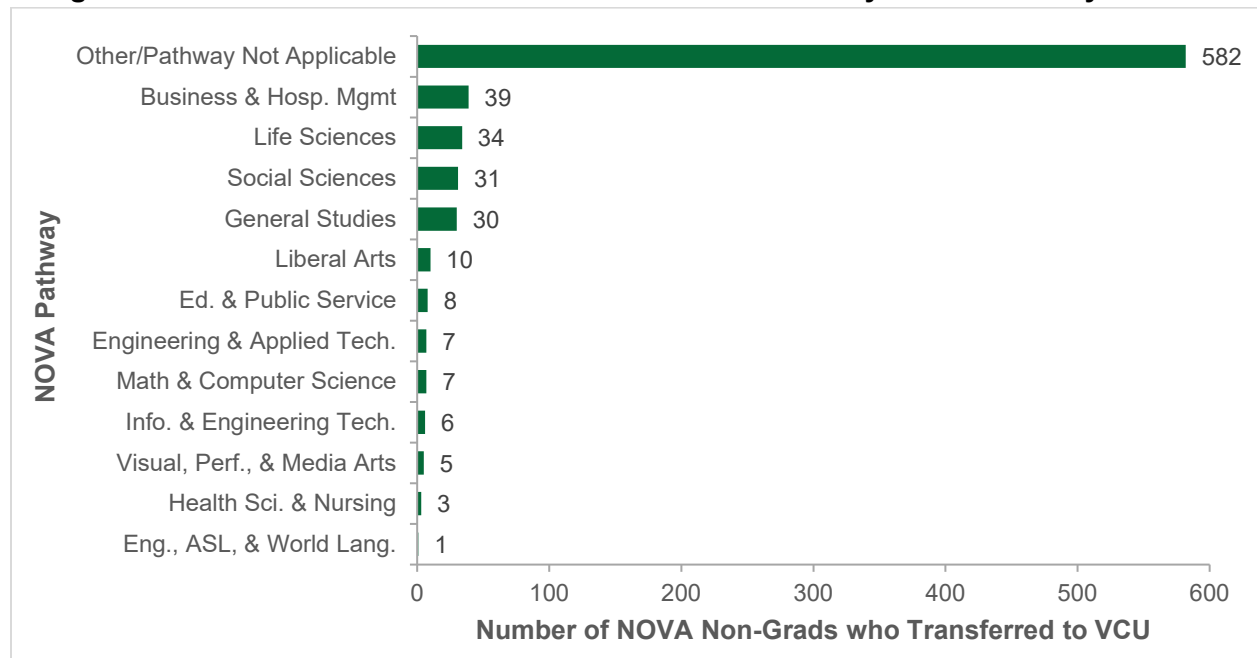
**Table 17. NOVA Non-Graduates who Transferred to VCU by NOVA Pathway: 2017-18 through 2019-20**

NOVA Pathway	2017-18		2018-19		2019-20	
	#	%	#	%	#	%
Business & Hospitality Management	54	8.6	44	5.7	39	5.1
Education & Public Service	4	0.6	7	0.9	8	1.0
Engineering & Applied Technologies	9	1.4	7	0.9	7	0.9
English, ASL, & World Languages	3	0.5	0	0.0	1	0.1
General Studies	67	10.6	46	6.0	30	3.9
Health Sciences & Nursing	1	0.2	1	0.1	3	0.4
Information and Engineering Technologies	11	1.7	5	0.6	6	0.8
Liberal Arts	16	2.5	17	2.2	10	1.3
Life Sciences	53	8.4	56	7.3	34	4.5
Mathematics and Computer Science	4	0.6	11	1.4	7	0.9
Social Sciences	43	6.8	40	5.2	31	4.1
Visual, Performing, & Media Arts	6	1.0	6	0.8	5	0.7
Other, Pathway Not Applicable	360	57.1	531	68.9	582	76.3
<b>Total NOVA Non-Grads who Transferred to VCU</b>	<b>631</b>	<b>100.0</b>	<b>771</b>	<b>100.0</b>	<b>763</b>	<b>100.0</b>

Source: NSC.

Note: Data include NOVA transfers who did not earn a NOVA credential prior to transferring.

**Figure 12. NOVA Non-Graduates who Transferred to VCU by NOVA Pathway: 2019-20**



Source: NSC.

Note: Data include NOVA transfers who did not earn a NOVA credential prior to transferring.

Table 18 and Figure 13 present the top ten majors of students who did not earn a NOVA credential prior to transferring to VCU. The largest proportion of students who transferred to VCU without a NOVA credential were enrolled in the *Business Foundation* major (14 percent in 2019-20).

**Table 18. Top Ten Majors at VCU for NOVA Non-Graduates: 2017-18 through 2019-20**

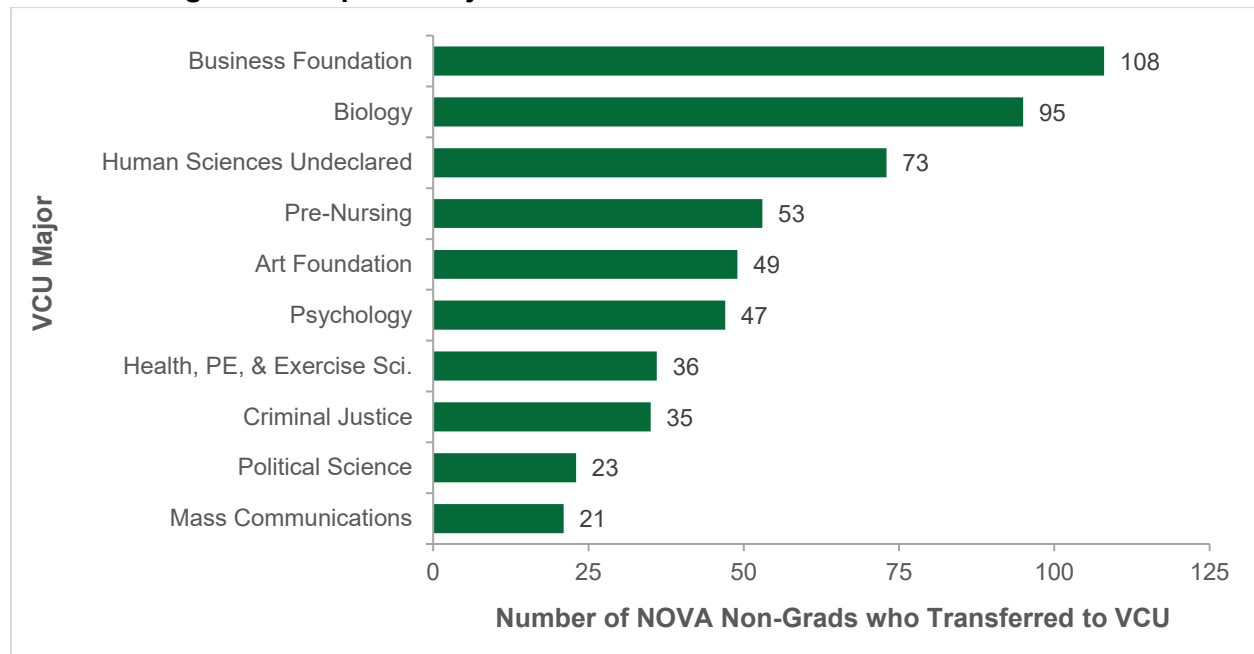
Top Ten Majors at VCU	2017-18		2018-19		2019-20	
	#	%	#	%	#	%
Business Foundation	103	16.3	99	12.8	108	14.2
Biology	76	12.0	117	15.2	95	12.5
Human Sciences Undeclared	89	14.1	102	13.2	73	9.6
Pre-Nursing	42	6.7	53	6.9	53	6.9
Art Foundation	38	6.0	42	5.4	49	6.4
Psychology	33	5.2	39	5.1	47	6.2
Health, Physical Education, & Exercise Science	25	4.0	33	4.3	36	4.7
Criminal Justice	11	1.7	24	3.1	35	4.6
Political Science	16	2.5	13	1.7	23	3.0
Mass Communications*	24	3.8	25	3.2	21	2.8
<i>All Other</i>	174	27.6	224	29.1	223	29.2
<b>Total NOVA Non-Grads who Transferred to VCU</b>	<b>631</b>	<b>100.0</b>	<b>771</b>	<b>100.0</b>	<b>763</b>	<b>100.0</b>

Source: NSC.

Note: Data include NOVA transfers who did not earn a NOVA credential prior to transferring.

\*Includes Mass Communications Foundation.

**Figure 13. Top Ten Majors at VCU for NOVA Non-Graduates: 2019-20**



Source: NSC.

Note: Data include NOVA transfers who did not earn a NOVA credential prior to transferring.

Table 19 shows the three most popular majors at VCU for students who transferred to VCU with a NOVA credential during the three most recent academic years, sorted by NOVA Pathway. Only the top three majors for each pathway are included, and majors with ties within pathways are noted.

- Eighty-two percent of non-graduates who transferred to VCU from the *Business and Hospitality Management* pathway at NOVA enrolled in one of three majors at VCU: *Business Foundation, Undeclared Human Sciences, or Mass Communications*.

**Table 19. Top Three Majors at VCU for NOVA Non-Graduates by NOVA Pathway: 2017-18 through 2019-20**

NOVA Pathway	Top Three Majors at VCU	2017-18		2018-19		2019-20	
		#	%	#	%	#	%
Business & Hospitality Management	Business Foundation	37	68.5	25	56.8	25	64.1
	Undeclared Human Sciences	6	11.1	5	11.4	6	15.4
	Mass Communications*	2	3.7	2	4.5	1	2.6
Education & Public Service	Criminal Justice	0	0.0	3	42.9	4	50.0
	Liberal Studies for Early & Elem Education	0	0.0	2	28.6	2	25.0
	Political Science*	0	0.0	0	0.0	1	12.5
Engineering & Applied Technologies	Mechanical Engineering	0	0.0	2	28.6	2	28.6
	Undeclared Human Sciences	3	33.3	1	14.3	2	28.6
	Non-Degree Holder*	1	11.1	0	0.0	1	14.3
English, ASL, & World Languages	English	1	33.3	0	--	1	100.0
	Mass Communications	1	33.3	0	--	0	0.0
	Biology	1	33.3	0	--	0	0.0
General Studies	Psychology	3	4.5	2	4.3	3	10.0
	Biology	4	6.0	3	6.5	3	10.0
	Business Foundation*	8	11.9	5	10.9	2	6.7
Health Sciences & Nursing	Pre-Nursing	0	0.0	0	0.0	2	66.7
	Non-Degree Holder	1	100.0	0	0.0	1	33.3
	Biology	0	0.0	1	100.0	0	0.0
Info & Engineering Technologies	Business Foundation	7	63.6	2	40.0	2	33.3
	Fashion*	0	0.0	0	0.0	1	16.7
	Forensic Science*	0	0.0	0	0.0	1	16.7
Liberal Arts	Art Foundation	0	0.0	0	0.0	2	20.0
	Mass Communications*	4	25.0	4	23.5	1	10.0
	Undeclared Human Sciences*	2	12.5	2	11.8	1	10.0
Life Sciences	Biology	24	45.3	28	50.0	13	38.2
	Health, Phys Ed, & Exercise Science	6	11.3	4	7.1	4	11.8
	Science	1	1.9	4	7.1	3	8.8
Math & Computer Science	Business Foundation	1	25.0	2	18.2	2	28.6
	Computer Science	1	25.0	1	9.1	2	28.6
	Undeclared Human Sciences	1	25.0	4	36.4	2	28.6
Social Sciences	Psychology	17	39.5	10	25.0	9	29.0
	Political Science*	2	4.7	2	5.0	3	9.7
	Pre-Nursing*	1	2.3	4	10.0	3	9.7
Visual, Performing, & Media Arts	Cinema	0	0.0	0	0.0	2	40.0
	Art Foundation*	0	0.0	0	0.0	1	20.0
	Criminal Justice*	0	0.0	0	0.0	1	20.0
Other, Pathway Not Applicable	Biology	45	12.5	79	14.9	79	13.6
	Business Foundation	39	10.8	62	11.7	74	12.7
	Undeclared Human Sciences	55	15.3	78	14.7	58	10.0

Source: NSC.

Notes: Data include NOVA transfers who did not earn a NOVA credential prior to transferring. This table includes only data for the top three majors at VCU by enrollment in 2019-20 (in cases where there was a tie, enrollment in other years and/or overall enrollment was taken in consideration for ranking and the tie was noted). See Table 17 for VCU totals by NOVA pathway. Mass Communications major includes Mass Communications Foundation.

\*Other major(s) tied by enrollment in 2019-20.

## 4. James Madison University (JMU)

### A. NOVA Graduates at JMU

Table 20 and Figure 14 show students who earned a NOVA credential before transferring to JMU by NOVA Pathway. The most popular pathways for NOVA graduates who transferred to JMU in 2019-20 were the *Business and Hospitality Management* pathway (31 percent) and the *General Studies* pathway (22 percent).

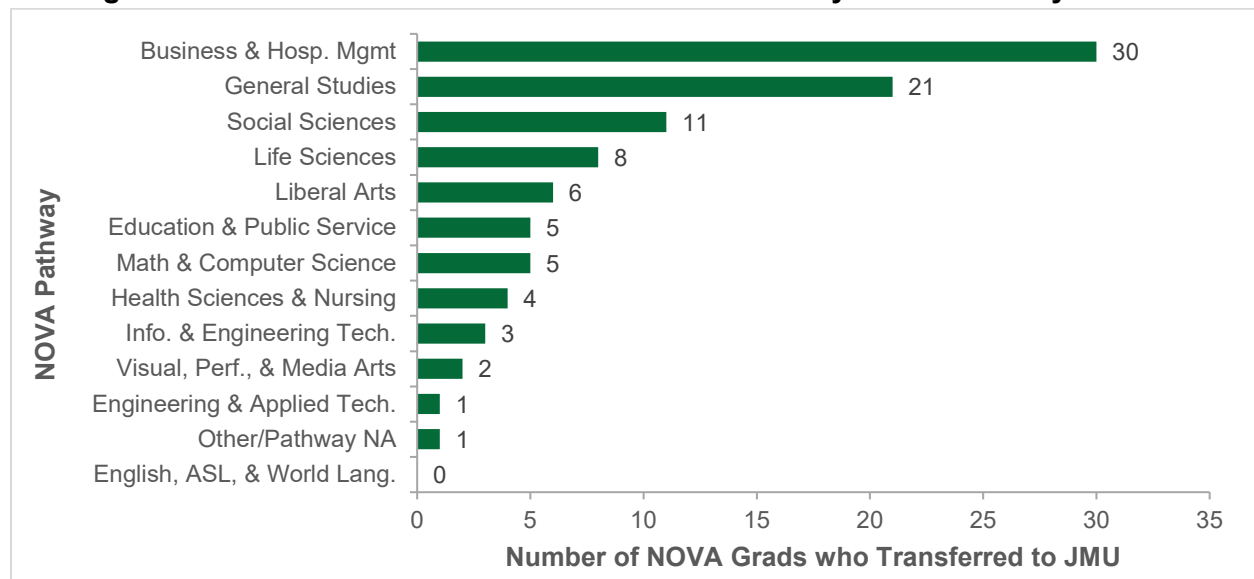
**Table 20. NOVA Graduates who Transferred to JMU by NOVA Pathway: 2017-18 through 2019-20**

NOVA Pathway	2017-18		2018-19		2019-20	
	#	%	#	%	#	%
Business & Hospitality Management	39	36.1	29	29.3	30	30.9
Education & Public Service	2	1.9	6	6.1	5	5.2
Engineering & Applied Technologies	1	0.9	0	0.0	1	1.0
English, ASL, & World Languages	0	0.0	0	0.0	0	0.0
General Studies	13	12.0	14	14.1	21	21.6
Health Sciences & Nursing	1	0.9	1	1.0	4	4.1
Information & Engineering Technologies	4	3.7	3	3.0	3	3.1
Liberal Arts	8	7.4	5	5.1	6	6.2
Life Sciences	13	12.0	5	5.1	8	8.2
Math & Computer Science	1	0.9	8	8.1	5	5.2
Social Sciences	21	19.4	24	24.2	11	11.3
Visual, Performing, & Media Arts	1	0.9	1	1.0	2	2.1
Other, Pathway Not Applicable	4	3.7	3	3.0	1	1.0
<b>Total NOVA Grads who Transferred to JMU</b>	<b>108</b>	<b>100.0</b>	<b>99</b>	<b>100.0</b>	<b>97</b>	<b>100.0</b>

Source: NSC

Note: Data include NOVA transfers who earned a NOVA credential prior to transferring.

**Figure 14. NOVA Graduates who Transferred to JMU by NOVA Pathway: 2019-20**



Source: NSC.

Note: Data include NOVA transfers who earned a NOVA credential prior to transferring.

Table 21 and Figure 15 present the top ten majors of transfer students who earned a NOVA credential prior to transferring to JMU. In 2019-20, the most popular JMU majors for students who transferred to JMU with a NOVA credential were the *Finance* major (9 percent) and the *Computer Information Systems* major (8 percent).

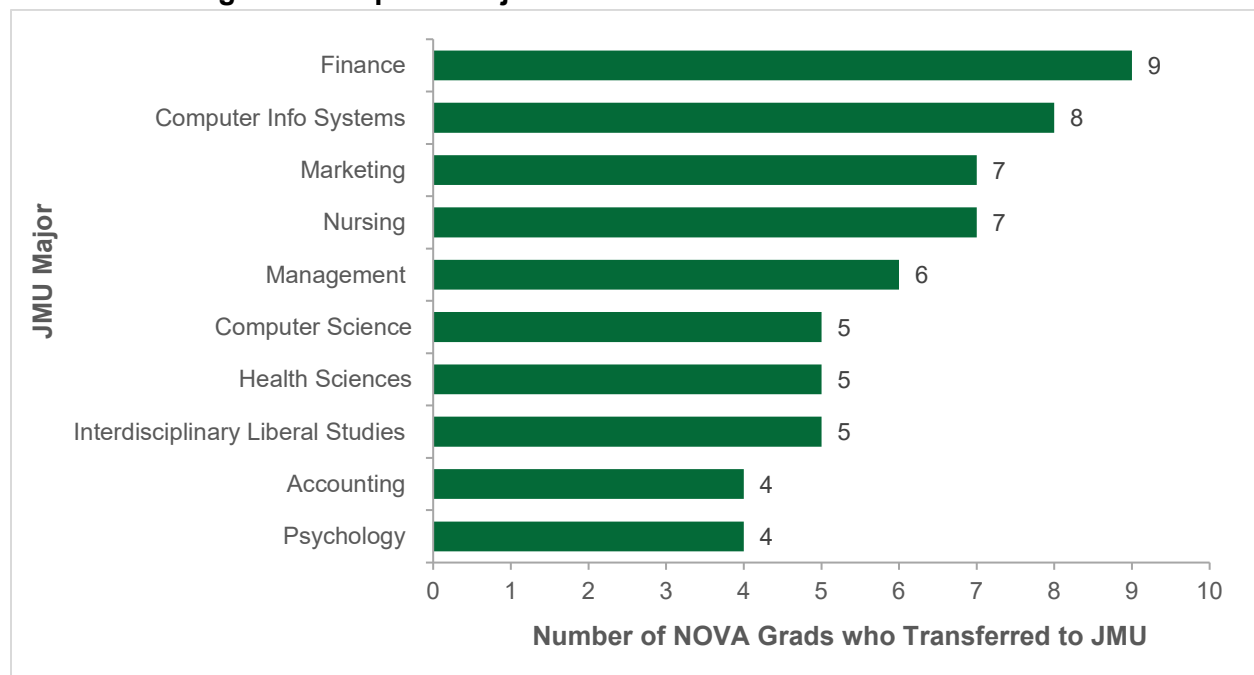
**Table 21. Top Ten Majors at JMU for NOVA Graduates: 2017-18 through 2019-20**

Top Ten Majors at JMU	2017-18		2018-19		2019-20	
	#	%	#	%	#	%
Finance	5	4.6	4	4.0	9	9.3
Computer Information Systems	5	4.6	3	3.0	8	8.2
Marketing	4	3.7	1	1.0	7	7.2
Nursing	7	6.5	1	1.0	7	7.2
Management	13	12.0	11	11.1	6	6.2
Computer Science	6	5.6	9	9.1	5	5.2
Health Sciences	1	0.9	4	4.0	5	5.2
Interdisciplinary Liberal Studies	5	4.6	8	8.1	5	5.2
Accounting	5	4.6	7	7.1	4	4.1
Psychology	8	7.4	4	4.0	4	4.1
<i>All Other</i>	49	45.4	47	47.5	37	38.1
<b>Total NOVA Grads who Transferred to JMU</b>	<b>108</b>	<b>100.0</b>	<b>99</b>	<b>100.0</b>	<b>97</b>	<b>100.0</b>

Source: NSC.

Note: Data include NOVA transfers who earned a NOVA credential prior to transferring.

**Figure 15. Top Ten Majors at JMU for NOVA Graduates: 2019-20**



Source: NSC.

Note: Data include NOVA transfers who earned a NOVA credential prior to transferring.

Table 22 presents the three most popular majors at JMU for NOVA students who transferred to JMU with a NOVA credential during the three most recent academic years, sorted by NOVA Pathway. Only the top three majors for each pathway are included, and majors with ties within pathways are noted.

- Sixty percent of graduates who transferred to JMU from the *Business and Hospitality Management* pathway at NOVA enrolled in one of three majors at JMU: *Finance, Marketing, or Management*.
- However, only 38 percent of graduates who transferred to JMU from the *General Studies* pathway at NOVA enrolled in the top three JMU majors for students from this NOVA pathway: *Health Sciences, Nursing, and Psychology*.

**Table 22. Top Three Majors at JMU for NOVA Graduates by NOVA Pathway: 2017-18 through 2019-20**

NOVA Pathway	Top Three Majors at JMU	2017-18		2018-19		2019-20	
		#	%	#	%	#	%
Business & Hospitality Management	Finance	5	12.8	3	10.3	7	23.3
	Marketing	4	10.3	0	0.0	6	20.0
	Management*	13	33.3	10	34.5	5	16.7
Education & Public Service	Interdisciplinary Liberal Studies	2	100.0	5	83.3	4	80.0
	Individualized Study	0	0.0	0	0.0	1	20.0
	Communication Sciences & Disorders	0	0.0	1	16.7	0	0.0
Engineering & Appl. Tech.	Engineering	1	100.0	0	--	1	100.0
General Studies	Health Sciences	0	0.0	1	7.1	3	14.3
	Nursing	2	15.4	0	0.0	3	14.3
	Psychology (B.S.)	1	7.7	1	7.1	2	9.5
Health Sci. & Nursing	Nursing	1	100.0	1	100.0	3	75.0
	Intelligence Analysis	0	0.0	0	0.0	1	25.0
Info & Engineering Technologies	Computer Info Systems	1	25.0	1	33.3	2	66.7
	International Business	0	0.0	0	0.0	1	33.3
	Computer Science*	2	50.0	2	66.7	0	0.0
Liberal Arts	Communication Studies (B.A.)*	1	12.5	1	20.0	1	16.7
	History*	0	0.0	1	20.0	1	16.7
	International Affairs*	1	12.5	0	0.0	1	16.7
Life Sciences	Biology	5	38.5	1	20.0	2	25.0
	Geology*	0	0.0	1	20.0	1	12.5
	Health Sciences*	1	7.7	2	40.0	1	12.5
Math & Computer Science	Computer Science	1	100.0	6	75.0	5	100.0
	Engineering	0	0.0	1	12.5	0	0.0
	Accounting	0	0.0	1	12.5	0	0.0
Social Sciences	Psychology (B.S.)	7	33.3	2	8.3	2	18.2
	Kinesiology*	0	0.0	2	8.3	1	9.1
	Psychology (B.A.)*	2	9.5	0	0.0	1	9.1
Visual, Performing, & Media Arts	Studio Art	0	0.0	0	0.0	1	50.0
	English	0	0.0	0	0.0	1	50.0
	Graphic Design*	0	0.0	1	100.0	0	0.0
Other, Pathway Not Applicable	Graphic Design	1	25.0	0	0.0	1	100.0
	Industrial Design*	1	25.0	1	33.3	0	0.0
	Architectural Design*	0	0.0	1	33.3	0	0.0

Source: NSC

Notes: Data include NOVA transfers who earned a NOVA credential prior to transferring. This table includes only data for the **top three** majors at JMU (if applicable) by enrollment in 2019-20 (in cases where there was a tie, enrollment in other years and/or overall enrollment was taken in consideration for ranking and the tie was noted). See Table 20 for JMU totals by NOVA pathway.

\*Other major(s) tied by enrollment in 2019-20.

## B. NOVA Non-Graduates at JMU

Table 23 and Figure 16 show students who did not earn a NOVA credential before transferring to JMU by NOVA Pathway. Students who transferred to JMU without a NOVA credential were most likely to be enrolled in the *Business and Hospitality Management* pathway (2 percent in 2019-20) at NOVA; 90 percent were not program placed at NOVA.

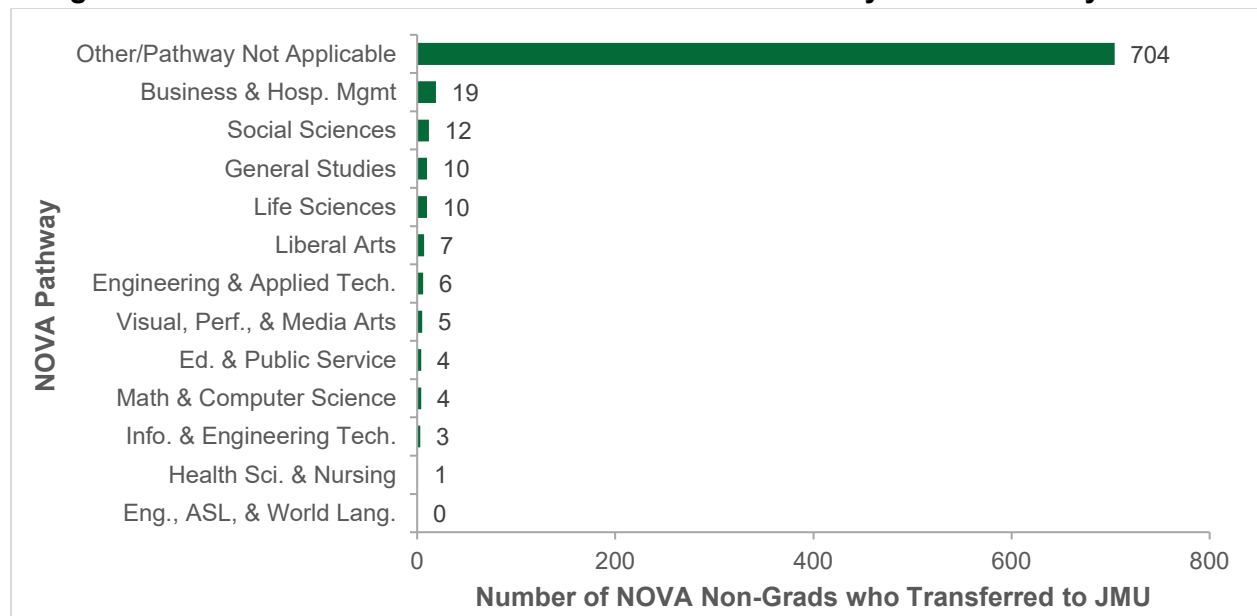
**Table 23. NOVA Non-Graduates who Transferred to JMU by NOVA Pathway: 2017-18 through 2019-20**

NOVA Pathway	2017-18		2018-19		2019-20	
	#	%	#	%	#	%
Business & Hospitality Management	20	3.1	12	1.6	19	2.4
Education & Public Service	5	0.8	2	0.3	4	0.5
Engineering & Applied Technologies	3	0.5	5	0.7	6	0.8
English, ASL, & World Languages	0	0.0	1	0.1	0	0.0
General Studies	24	3.7	16	2.1	10	1.3
Health Sciences & Nursing	0	0.0	0	0.0	1	0.1
Information and Engineering Technologies	2	0.3	2	0.3	3	0.4
Liberal Arts	3	0.5	4	0.5	7	0.9
Life Sciences	11	1.7	6	0.8	10	1.3
Mathematics and Computer Science	6	0.9	3	0.4	4	0.5
Social Sciences	10	1.6	11	1.5	12	1.5
Visual, Performing, & Media Arts	1	0.2	2	0.3	5	0.6
Other, Pathway Not Applicable	558	86.8	685	91.5	704	89.7
<b>Total NOVA Non-Grads who Transferred to JMU</b>	<b>643</b>	<b>100.0</b>	<b>749</b>	<b>100.0</b>	<b>785</b>	<b>100.0</b>

Source: NSC.

Note: Data include NOVA transfers who did not earn a NOVA credential prior to transferring.

**Figure 16. NOVA Non-Graduates who Transferred to JMU by NOVA Pathway: 2019-20**



Source: NSC.

Note: Data include NOVA transfers who did not earn a NOVA credential prior to transferring.



Table 24 and Figure 17 present the top ten majors of transfer students who did not earn a NOVA credential prior to transferring to JMU. NOVA students who transferred to JMU without a credential were most likely to be enrolled in the *Nursing* program (6 percent in 2019-20); 30 percent were *undeclared*.

**Table 24. Top Ten Majors at JMU for NOVA Non-Graduates: 2017-18 through 2019-20**

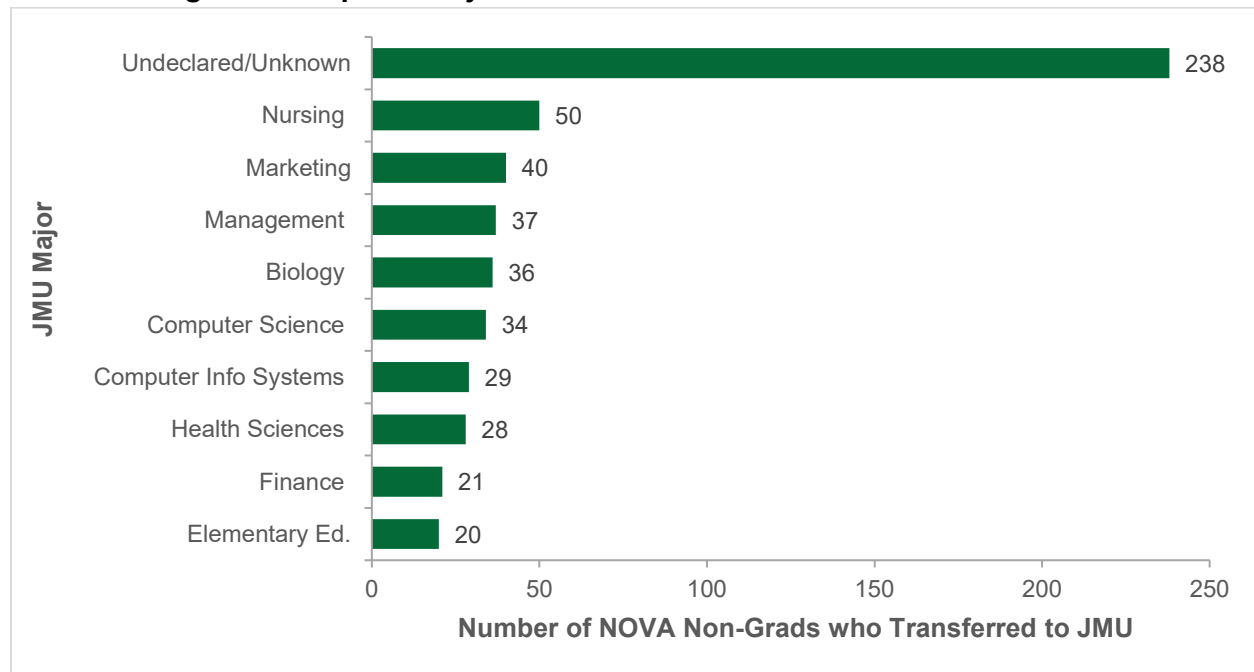
Top Ten Majors at JMU	2017-18		2018-19		2019-20	
	#	%	#	%	#	%
Undeclared/Unknown	163	25.3	241	32.2	238	30.3
Nursing	44	6.8	47	6.3	50	6.4
Marketing	20	3.1	32	4.3	40	5.1
Management	24	3.7	22	2.9	37	4.7
Biology	17	2.6	22	2.9	36	4.6
Computer Science	31	4.8	29	3.9	34	4.3
Computer Info Systems	23	3.6	18	2.4	29	3.7
Health Sciences	24	3.7	20	2.7	28	3.6
Finance	21	3.3	27	3.6	21	2.7
Elementary Education*	--	--	--	--	20	2.5
<i>All Other</i>	276	42.9	291	38.9	252	32.1
<b>Total NOVA Non-Grads who Transferred to JMU</b>	<b>643</b>	<b>100.0</b>	<b>749</b>	<b>100.0</b>	<b>785</b>	<b>100.0</b>

Source: NSC.

Note: Data include NOVA transfers who did not earn a NOVA credential prior to transferring.

\*Prior to Fall 2019, Elementary Education was offered under Interdisciplinary Liberal Studies.

**Figure 17. Top Ten Majors at JMU for NOVA Non-Graduates: 2019-20**



Source: NSC.

Note: Data include NOVA transfers who did not earn a NOVA credential prior to transferring.

Table 25 presents the three most popular majors at JMU for NOVA students who transferred to JMU without a NOVA credential during the three most recent academic years, sorted by NOVA Pathway. Only the top three majors for each pathway are included, and majors with ties within pathways are noted.

- Forty-seven percent of non-graduates who transferred to JMU from the *Business and Hospitality Management* pathway at NOVA enrolled in one of three majors for this pathway at JMU: *Accounting, Management, or Finance*.

**Table 25. Top Three Majors at JMU for NOVA Non-Graduates by NOVA Pathway: 2017-18 through 2019-20**

NOVA Pathway	Top Three Majors at JMU	2017-18		2018-19		2019-20	
		#	%	#	%	#	%
Business & Hospitality Management	Accounting	2	10.0	1	8.3	4	21.1
	Management	3	15.0	2	16.7	3	15.8
	Finance*	5	25.0	3	25.0	2	10.5
Education & Public Service	Interdisciplinary Liberal Studies	4	80.0	1	50.0	1	25.0
	Intelligence Analysis*	0	0.0	0	0.0	1	25.0
	Music*	0	0.0	0	0.0	1	25.0
Engineering & Applied Technologies	Engineering	0	0.0	3	60.0	2	33.3
	Management	0	0.0	0	0.0	2	33.3
	Computer Science*	0	0.0	0	0.0	1	16.7
English, ASL, & World Lang.	Education – M.A.T.	0	--	1	100.0	0	--
General Studies	Adult Special	0	0.0	0	0.0	3	30.0
	Health Sciences	1	4.2	2	12.5	2	20.0
	Nursing	5	20.8	4	25.0	2	20.0
Health Sci. & Nursing	Health Sciences	0	--	0	--	1	100.0
Info & Engineering Technologies	Computer Info Systems	2	100.0	0	0.0	2	66.7
	Psychology (B.S.)	0	0.0	0	0.0	1	33.3
	Computer Science*	0	0.0	1	50.0	0	0.0
Liberal Arts	Communication Studies	0	0.0	0	0.0	2	28.6
	Marketing*	0	0.0	0	0.0	1	14.3
	Undeclared*	0	0.0	0	0.0	1	14.3
Life Sciences	Biology	0	0.0	4	66.7	2	20.0
	Health Sciences	2	18.2	1	16.7	2	20.0
	Nursing	0	0.0	0	0.0	2	20.0
Math & Computer Science	Architectural Design*	0	0.0	0	0.0	1	25.0
	Computer Science*	3	50.0	1	33.3	1	25.0
	History*	0	0.0	0	0.0	1	25.0
Social Sciences	Dietetics	1	10.0	0	0.0	2	16.7
	International Affairs	0	0.0	0	0.0	2	16.7
	Psychology (B.S.)*	3	30.0	0	0.0	1	8.3
Visual, Performing, & Media Arts	Architectural Design*	0	0.0	0	0.0	1	20.0
	Music*	1	100.0	0	0.0	1	20.0
	Studio Art (B.F.A.)*	0	0.0	0	0.0	1	20.0
Other, Pathway Not Applicable	Undeclared	163	29.2	241	35.2	235	33.4
	Nursing	36	6.5	39	5.7	46	6.5
	Marketing	14	2.5	30	4.4	36	5.1

Source: NSC.

Notes: Data include NOVA transfers who did not earn a NOVA credential prior to transferring. This table includes only data for the top three majors at JMU by enrollment in 2019-20 (in cases where there was a tie, enrollment in other years and/or overall enrollment was taken in consideration for ranking and the tie was noted). See Table 23 for totals by NOVA pathway.

\*Other major(s) tied by enrollment in 2019-20.

## **Conclusion**

This report offers NOVA's faculty and staff insight into the top majors at NOVA's transfer institutions so that the College's constituents can help to prepare NOVA's students for transfer. As NOVA works to better understand student transfer behavior and seeks to facilitate the transfer process, it is imperative for the College to help its students prepare for their education beyond NOVA.

This report shows the variety of academic paths NOVA students take upon transferring. In particular, only about 27 percent of students who transfer out of NOVA complete a NOVA credential (degree or certificate) prior to transfer. For NOVA graduates transferring to GMU and VCU, most were in the General Studies pathway at NOVA. For graduates transferring to VT, most were in the Engineering and Applied Technologies pathway. For graduates transferring to JMU, most were in the Business and Hospitality Management pathway at NOVA. For students transferring without a NOVA credential to the four institutions presented here, most were not program placed at NOVA. Popular majors for NOVA students who transferred without a credential include Computer Science, Biology, and Information Technology at GMU; General Engineering, Business, and Biological Sciences at VT; Business, Biology, and Human Sciences at VCU; and Nursing, Marketing, and Management at JMU.

# **PATHWAY TO THE AMERICAN DREAM—NOVA'S STRATEGIC PLAN 2017-2023**

## **THE NOVA COMMITMENT**

As its primary contributions to meeting the needs of the Commonwealth of Virginia, Northern Virginia Community College pledges to advance the social and economic mobility of its students while producing an educated citizenry for the 21st Century.

## **THE STRATEGIC PLAN GOALS AND OBJECTIVES<sup>1</sup>**

To deliver on this commitment, NOVA will focus its creativity and talent, its effort and energy, and its resources and persistence, on achieving three overarching goals—success, achievement, and prosperity. It will strive to enable **Every Student to Succeed, Every Program to Achieve, and Every Community to Prosper**. These strategic goals are grounded in our college's commitment to equity, excellence, empathy, evidence, and economic and social mobility (NOVA's 5Es).

### **GOAL 1: Every Student Succeeds**

- **Objective 1:** Adopt a college-wide approach to advising
- **Objective 2:** Achieve equity in student outcomes

### **GOAL 2: Every Program Achieves**

- **Objective 3:** Establish comprehensive, fully-integrated, Informed Pathways (high school to NOVA to four-year college/university) for every program
- **Objective 4:** Sustain and, where needed, establish effective, equity-minded NOVA collegewide processes, protocols, policies, and accountabilities for services and programs
- **Objective 5:** Align NOVA's culture, structure, and talent management/development with its access and equity mission and commitment to inclusive excellence
- **Objective 6:** Stabilize, grow, and sustain resources required to support mission and innovation

### **GOAL 3: Every Community Prospers**

- **Objective 7:** Elevate and empower NOVA as the region's leading workforce provider across all essential and high demand industry sectors

---

<sup>1</sup> Strategic Plan Objectives were revised in Fall 2020.

# NOVA

---

**Northern Virginia  
Community College**

703-323-3000 | [www.nvcc.edu](http://www.nvcc.edu)