


## Logging Into Your GET Account


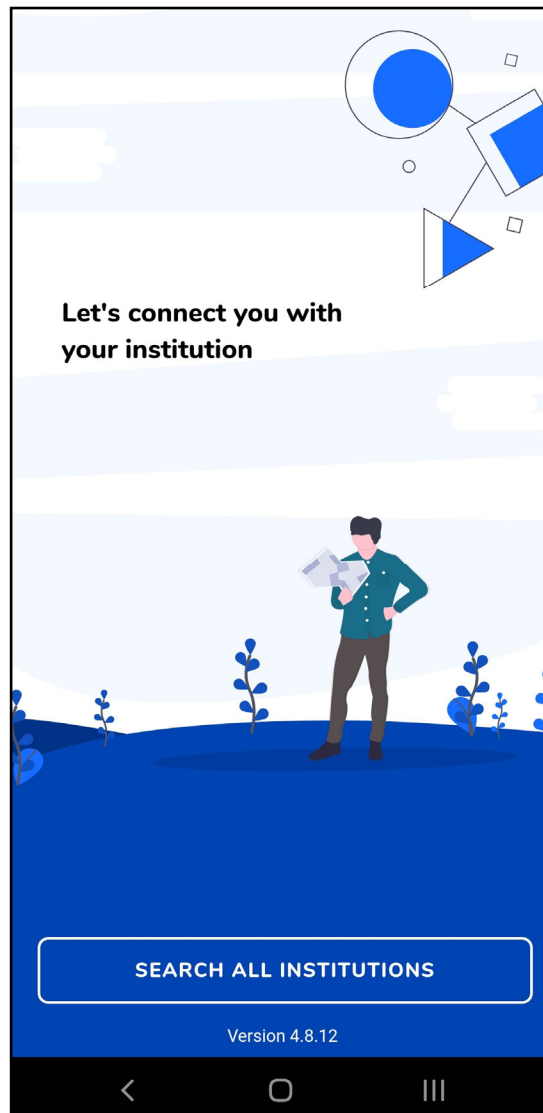
Download the App by scanning the QR code  
or visit the website: <https://get.cbord.com/nvcc/full/login.php>

**\*\*Chrome Web Browser Works Best\*\***




## Logging In Through The Mobile App

**Step 1:** Select the Option to Search All Institutions



**Step 2:** Search for “Northern Virginia Community College” and select it



**Step 3:** Login using your myNOVA information. The first page will request your myNOVA username

Virginia's  
Community Colleges

Need Help?

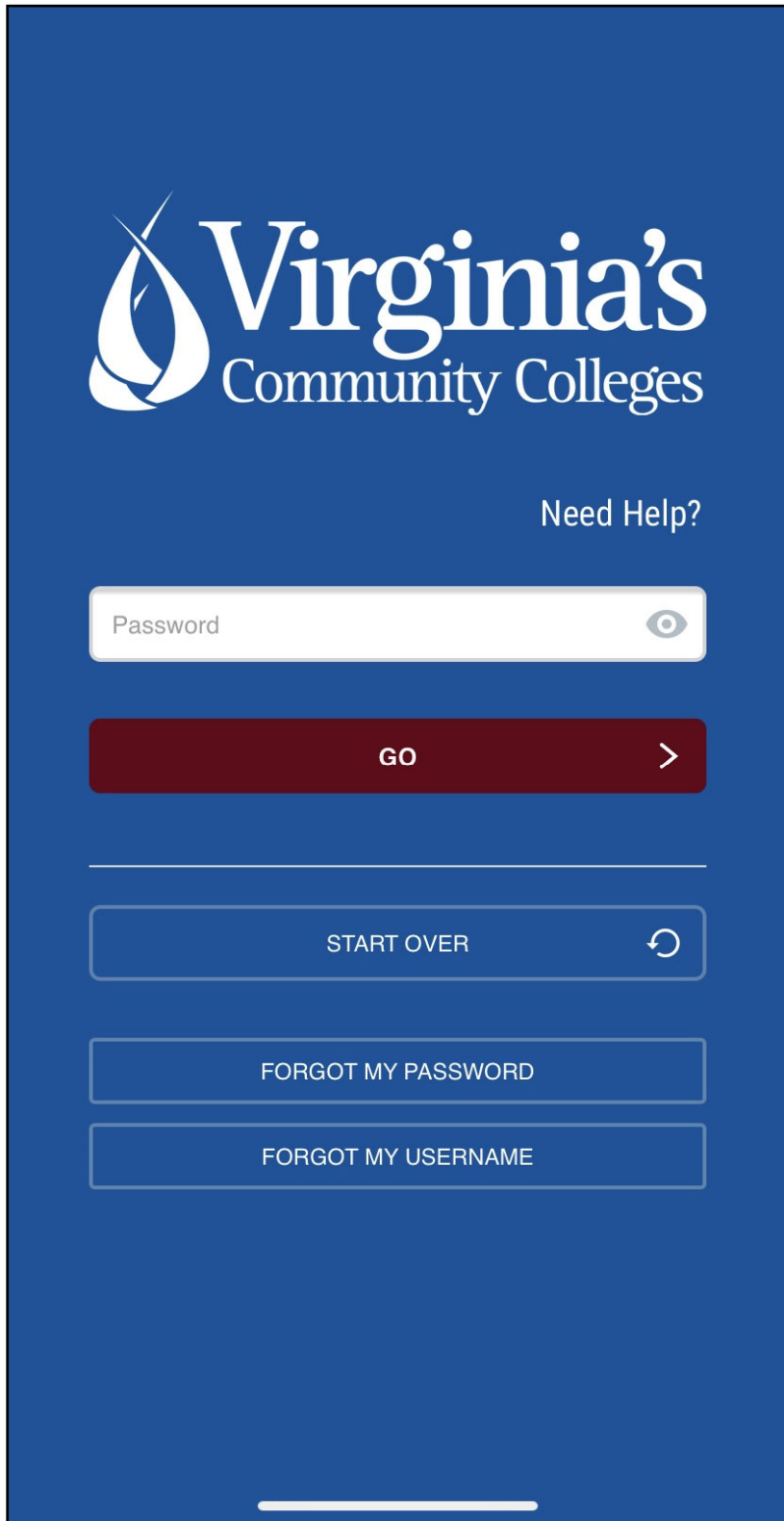
Username

GO >

FORGOT MY PASSWORD


FORGOT MY USERNAME

**Step 4:** Enter your myNOVA password



The screenshot shows a mobile application interface for logging into myNOVA. At the top, the Virginia's Community Colleges logo is displayed in white on a dark blue background. Below the logo, the text "Need Help?" is visible. A white password input field with the placeholder text "Password" and a toggle icon (an eye) is present. Below the input field is a dark red button with the text "GO" and a right-pointing chevron. A horizontal white line separates this section from the next. Below the line are three white buttons with rounded corners: "START OVER" with a circular refresh icon, "FORGOT MY PASSWORD", and "FORGOT MY USERNAME". A white horizontal bar is visible at the bottom of the screen, likely representing the home indicator on an iPhone.

**Step 5:** You will be asked to verify using Multi-Factor Authentication. For questions about set-up, please contact the IT Help Desk at [ithelpdesk@nvcc.edu](mailto:ithelpdesk@nvcc.edu).



The screenshot shows a mobile application interface for Virginia's Community Colleges. At the top is the college's logo and name. Below that is the title "One-Time Password". A message states that users are required to set up a one-time password before proceeding and provides instructions to scan a QR code with the RapidIdentity app. A yellow highlight is under the text "If you need additional help follow this link." Below this are two buttons for downloading the app: "GET IT ON Google Play" and "Download on the App Store". A large QR code is centered on the screen. Below the QR code is a dashed yellow box, followed by a text input field labeled "Code". There is a checkbox for "Remember this computer for 30 days". At the bottom are four buttons: "GO" (with a right arrow), "START OVER" (with a refresh icon), "FORGOT MY PASSWORD", and "FORGOT MY USERNAME".

**Virginia's**  
Community Colleges

### One-Time Password

You are required to set up a One-Time Password before proceeding.  
Scan the barcode below with the RapidIdentity app or another one-time password app.  
If you need additional help follow this link.

GET IT ON  
Google Play

Download on the  
App Store



Code

Remember this computer for 30 days

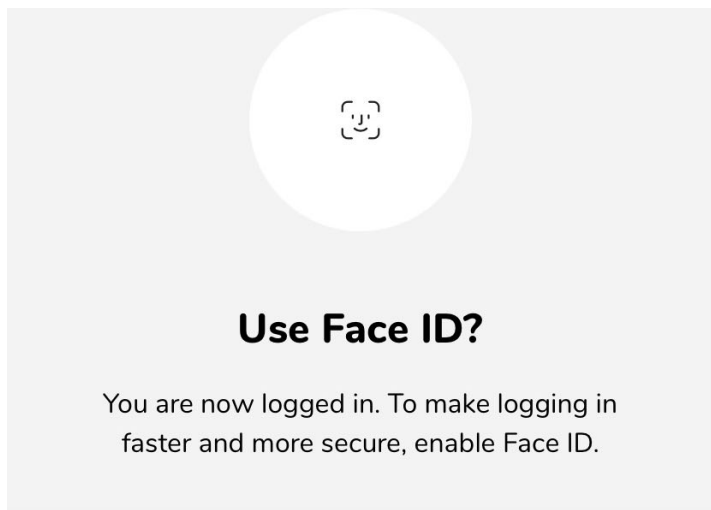
GO >

START OVER ↻

FORGOT MY PASSWORD

FORGOT MY USERNAME

**Step 5:** You will be prompted to set up a Face ID and/or PIN to be used for future logins



A light gray rectangular panel with a white circle at the top center containing a Face ID icon. Below the circle, the text "Use Face ID?" is displayed in bold. Underneath, a smaller line of text reads "You are now logged in. To make logging in faster and more secure, enable Face ID."

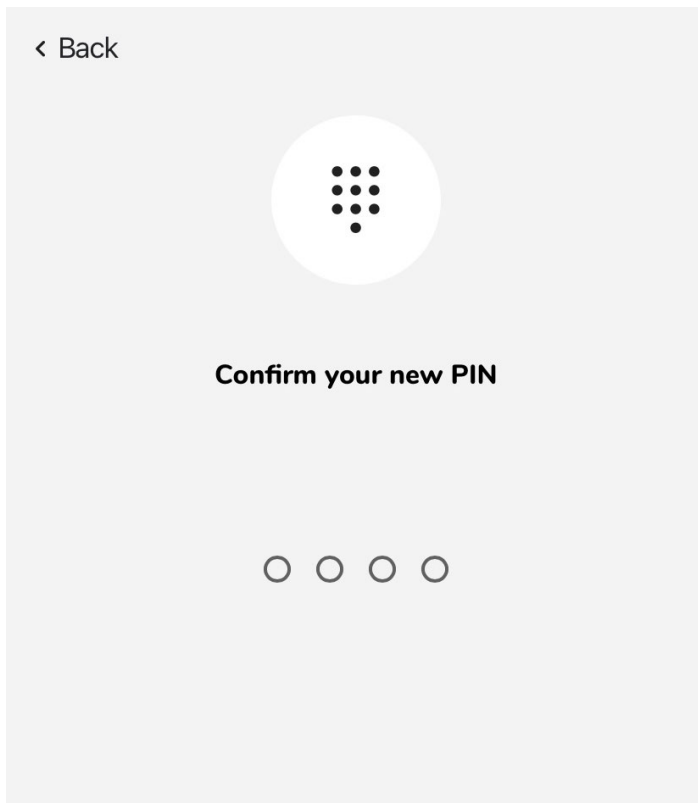
**Use Face ID?**

You are now logged in. To make logging in faster and more secure, enable Face ID.

TURN ON FACE ID

I'LL DO IT LATER


[DON'T SHOW ME THIS AGAIN](#)



A light gray rectangular panel with a "< Back" link at the top left. In the center is a white circle containing a PIN icon (a 3x3 grid of dots). Below the circle, the text "Confirm your new PIN" is displayed in bold. Underneath, four empty circles are arranged horizontally, representing the PIN input field.

< Back

**Confirm your new PIN**



A numeric keypad with numbers 1 through 9, 0, and a backspace key (a gray square with a white 'X'). The numbers are arranged in a grid: 1, 2, 3 in the first row; 4, 5, 6 in the second row; 7, 8, 9 in the third row; and 0 and the backspace key in the fourth row.

1 2 3

4 5 6

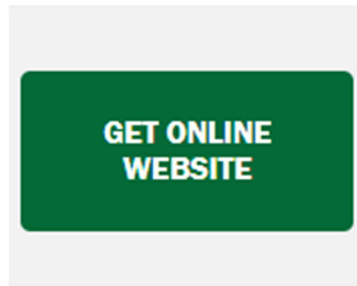
7 8 9

0 X



## Accessing Your Account Online

To Get to the Online portal you can use the direct Website: <https://get.cbord.com/nvcc/full/login.php>  
Or click on the box at the bottom of the NOVACard main page



**Step 1:** Sign in by first entering your myNOVA username and selecting 'GO'

A screenshot of the login page for Virginia's Community Colleges. The page has a dark blue background. At the top left is the logo, which consists of a white stylized sailboat icon followed by the text "Virginia's Community Colleges" in a white serif font. To the right of the logo is the text "Need Help?". Below this is a white input field with the placeholder text "Username". Underneath the input field is a red button with the text "GO" and a white right-pointing chevron symbol. At the bottom of the page, there are two white buttons with blue borders: "FORGOT MY PASSWORD" and "FORGOT MY USERNAME".

Virginia's  
Community Colleges

Need Help?

Username


GO >


FORGOT MY PASSWORD FORGOT MY USERNAME


**Step 2:** Enter your myNOVA Password and select 'GO'

Virginia's  
Community Colleges

Need Help?

Password 

GO 

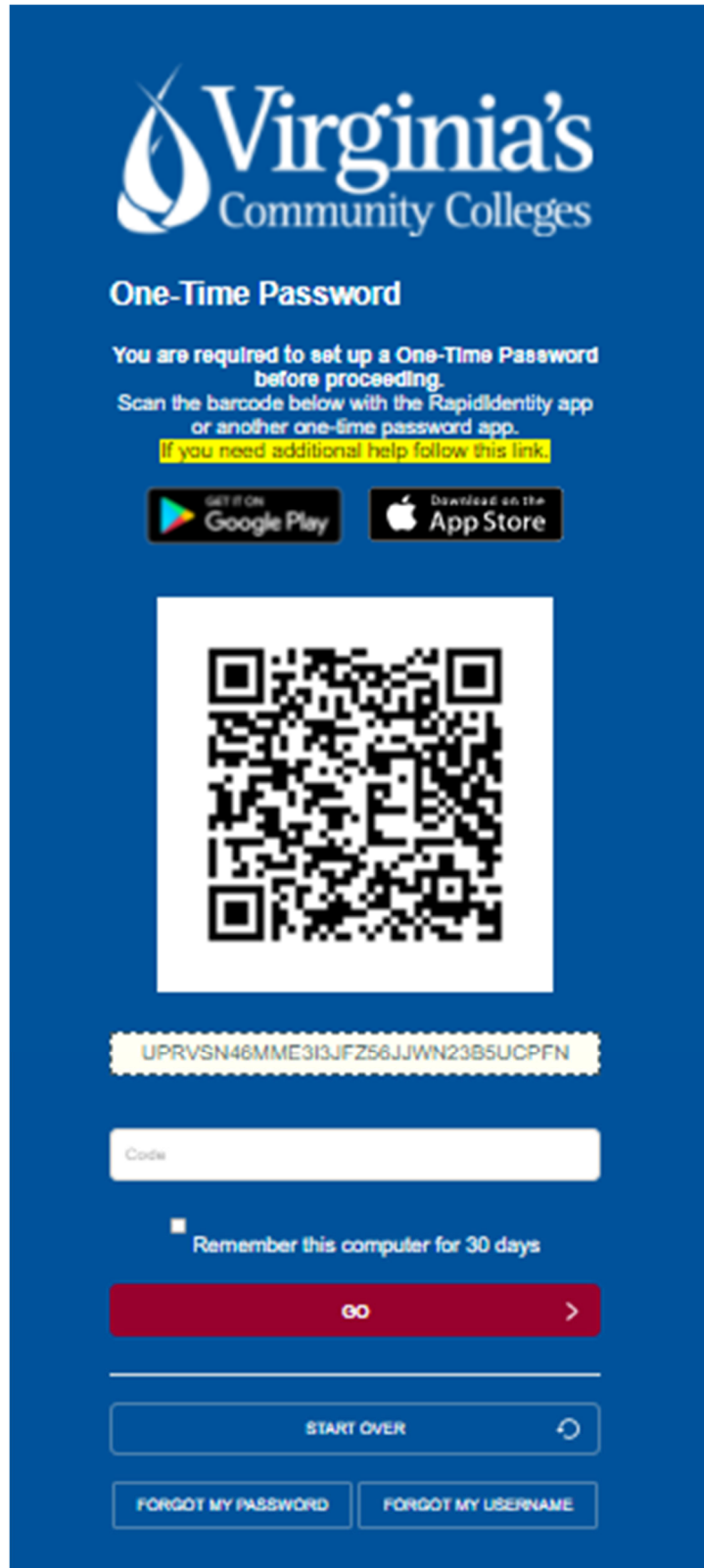
START OVER 

FORGOT MY PASSWORD

FORGOT MY USERNAME



**Step 3:** You will be asked to verify using Multi-Factor Authentication. For questions about set-up, please contact the IT Help Desk at [ithelpdesk@nvcc.edu](mailto:ithelpdesk@nvcc.edu).




The screenshot shows a blue background with the Virginia's Community Colleges logo at the top. Below the logo is the title "One-Time Password". The main text reads: "You are required to set up a One-Time Password before proceeding. Scan the barcode below with the RapidIdentity app or another one-time password app. If you need additional help follow this link." Below this text are two buttons: "GET IT ON Google Play" and "Download on the App Store". A large QR code is centered on the screen. Below the QR code is a white box containing the alphanumeric code "UPRVSN46MME3I3JFZ56JJWN23BSUCPFN". Underneath the code is a text input field labeled "Code". Below the input field is a checkbox labeled "Remember this computer for 30 days". At the bottom, there are three buttons: a red "GO" button with a right arrow, a white "START OVER" button with a refresh icon, and two white buttons labeled "FORGOT MY PASSWORD" and "FORGOT MY USERNAME".

Virginia's  
Community Colleges

### One-Time Password

You are required to set up a One-Time Password before proceeding.  
Scan the barcode below with the RapidIdentity app or another one-time password app.  
If you need additional help follow this link.

GET IT ON Google Play    Download on the App Store



UPRVSN46MME3I3JFZ56JJWN23BSUCPFN

Code

Remember this computer for 30 days

GO >

START OVER ↻

FORGOT MY PASSWORD    FORGOT MY USERNAME